



**County Council of
Beaufort County
Solid Waste and
Recycling Board
Meeting**

Chairman
VACANT

Vice Chairman
VACANT

Council Liaison
YORK GLOVER

County Administrator
Michael Moore

Clerk to Council
SARAH W. BROCK

Staff Support
VICTORIA HOFFMAN

Administration Building
Beaufort County Government
Robert Smalls Complex
100 Ribaut Road

Contact

Post Office Drawer 1228
Beaufort, South Carolina 299901-1228
(843) 255-2180
www.beaufortcountysc.gov

Solid Waste and Recycling Board Agenda

Thursday, November 21, 2024, at 2:00 PM

100 Ribaut Rd. Beaufort, SC, Council Chambers

[Public notification of this meeting has been published, posted, and distributed in compliance with the South Carolina Freedom of Information Act]

NOTE: Meeting has been cancelled due to lack of members on the board.

1. CALL TO ORDER
2. APPROVAL OF AGENDA
3. APPROVAL OF MINUTES
4. INTRODUCTIONS
5. PUBLIC COMMENT
Anyone who wishes to speak during the Public Comment portion of the meeting will limit their comments to no longer than three (3) minutes (a total of 15 minutes) and will address the Board in a respectful manner appropriate to the decorum of the meeting, refraining from the use of profane, abusive, or obscene language.
6. SWR REPORT
 - a. Contracts & RFPs
 - b. Compost Pilot program
 - c. Grants
 - d. Q1 review
 - e. 2025 proposed calendar
7. STAFF REPORTS
 - a. Litter Supervisor
 - b. Environmental Educator
 - c. Business Manager
8. NEW BUSINESS
9. PUBLIC COMMENT
10. ADJOURNMENT

NEXT MEETING *January 23, 2025, AT 2:00 PM

BEAUFORT COUNTY ADMINISTRATION BUILDING: EXECUTIVE CONFERENCE ROOM - 100 RIBAUT ROAD, BEAUFORT SC

*next meeting date dependent upon vote & approval

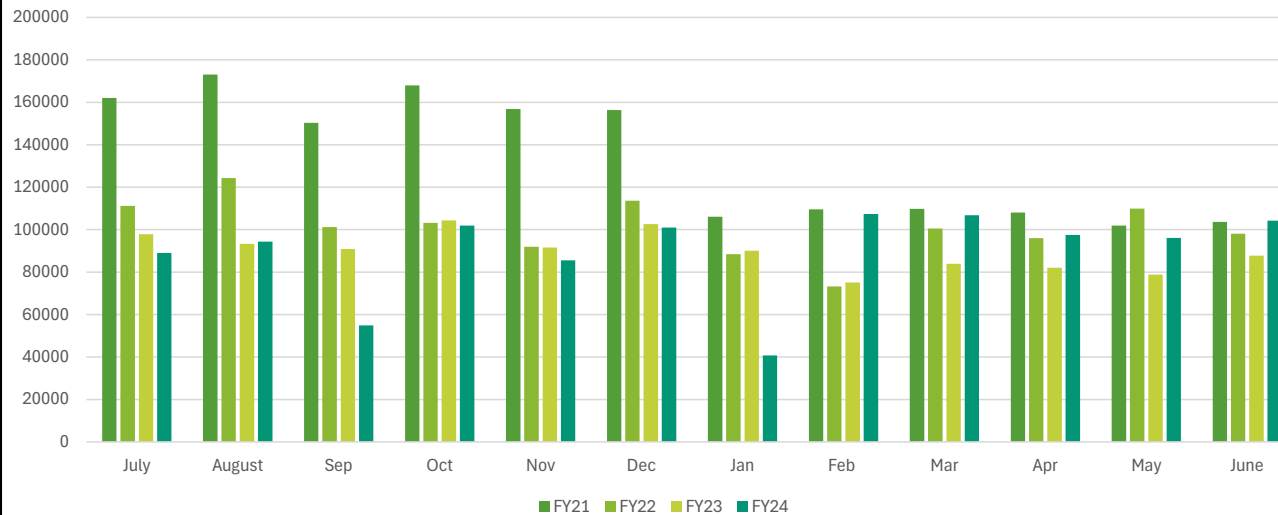
Solid Waste and Recycling Division Monthly Update
 FY25 Quarter 1
 Distributed to the Solid Waste and Recycling Board of Beaufort County

Convenience Center Total Traffic Information

	FY24 Q1	FY25 Q1
Hilton Head	75,880	66,538
Bluffton	58,320	64,848
Lobeco *	7,597	17
Sheldon*	1,299	1,106
Big Estate*	2,377	2,245
Shanklin	11,847	36,855
St. Helena	21,840	67,909
Coffin Point	26,812	8,600
Cuffy	5,278	1,059
Total Traffic for ALL Convenience Centers	211,250	249,177

*Tube counter down

Center Traffic Comparison FY21-FY24



Solid Waste and Recycling Division Monthly Update
 Quarter 1 Fiscal Year 2025
 Distributed to the Solid Waste and Recycling Board of Beaufort County

Solid Waste Overall Disposal Tons		
	Centers	Curbside
CLASS 3 WASTE (MSW)	3,965.01	15,425.39
CLASS 2 (C & D)	1,598.81	608.65
CLASS 1 (Yard Waste)	1,080.32	574.15
TOTAL Tonnage	6,644.14	16,608.19

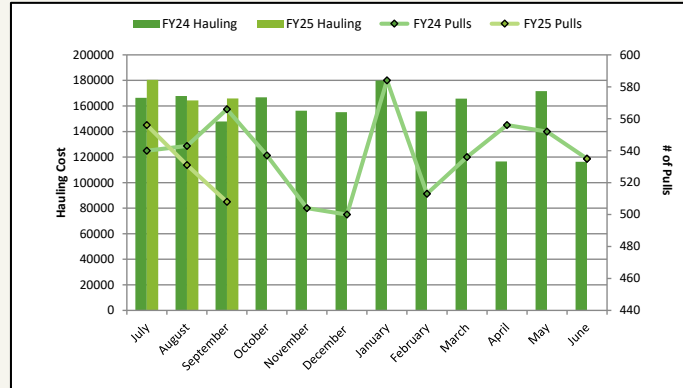
Overall Solid Waste Activity by Solid Waste District				
Solid Waste District	CLASS 3 WASTE (MSW)	CLASS 2 WASTE (C & D)	CLASS 1 WASTE (Yard)	Total District Tonnage
District 1 City of Beaufort	1,686.43	143.61	249.69	2,079.73
District 2 Town of Port Royal	688.67	7.37	320.22	1,016.26
District 3 Town of Hilton Head	6,023.36	543.79	309.96	6,877.11
District 4 Town of Bluffton	1,732.79	527.06	306.78	2,566.63
District 5 Sheldon Township	358.03	62.56	8.75	429.34
District 6 Unincorporated Port Royal Island	1,740.13	246.87	153.32	2,140.32
District 7 Unincorporated Lady's Island	892.98	0.00	0.00	892.98
District 8 St. Helena & Islands East	1,860.81	501.37	301.27	2,663.45
District 9 Unincorporated Bluffton Township	4,294.29	120.77	3.86	4,418.92
Daufuskie	112.91	54.06	0.63	167.60
Q1 OVERALL COUNTY TONNAGE	19,390.40	2,207.46	1,654.47	23,252.33

Solid Waste and Recycling Division Monthly Update
 Quarter 1, FY 2025
 Distributed to the Solid Waste and Recycling Board of Beaufort County

Solid Waste Hauling Costs

Month	FY24 Hauling	FY25 Hauling
July	\$166,363	\$180,452
August	\$167,835	\$164,326
September	\$147,903	\$165,877
October	\$166,711	
November	\$156,349	
December	\$155,168	
January	\$179,896	
February	\$155,760	
March	\$165,774	
April	\$116,590	
May	\$171,663	
June	\$116,296	
TOTAL	\$1,866,309	\$510,655

Solid Waste Hauling Costs



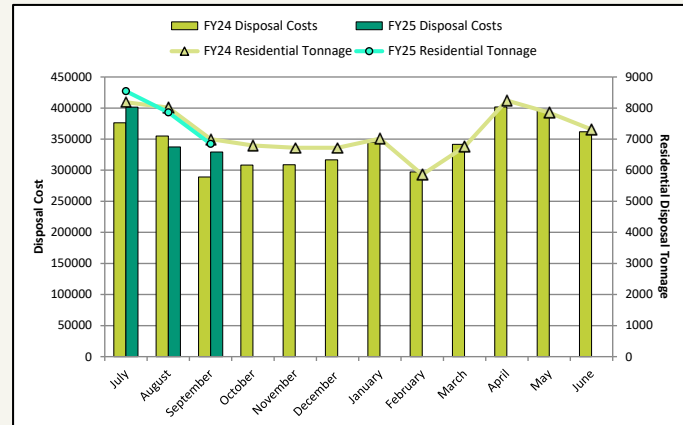
Number of Pulls

Month	FY24 Pulls	FY25 Pulls
July	540	556
August	543	531
September	566	508
October	537	
November	504	
December	500	
January	584	
February	513	
March	536	
April	556	
May	552	
June	535	535
TOTAL	6,466	2,130

Solid Waste Disposal Costs

Month	FY24 Disposal Costs	FY25 Disposal Costs
July	\$376,343	\$401,371
August	\$355,017	\$337,540
September	\$289,171	\$329,290
October	\$308,212	
November	\$308,854	
December	\$316,635	
January	\$345,377	
February	\$297,293	
March	\$341,633	
April	\$401,741	
May	\$396,611	
June	\$361,747	
TOTAL	\$4,098,635	\$1,068,201

Solid Waste Disposal Cost



Total County Residential Tonnage Disposal

Month	FY24 Residential Tonnage	FY25 Residential Tonnage
July	8,186	8,544
August	8,013	7,861
September	7,001	6,848
October	6,796	
November	6,721	
December	6,724	
January	7,015	
February	5,858	
March	6,755	
April	8,243	
May	7,851	
June	7,312	
TOTAL	86,475	23,252

Solid Waste Hauling and Disposal Budgets Status

	FY24 Q1	FY25 Q1	FY24 % Expended	FY25 % Expended
Hauling Costs	\$482,101	\$510,655	26%	26%
Disposal Costs	\$1,068,201	\$1,068,201	29%	30%

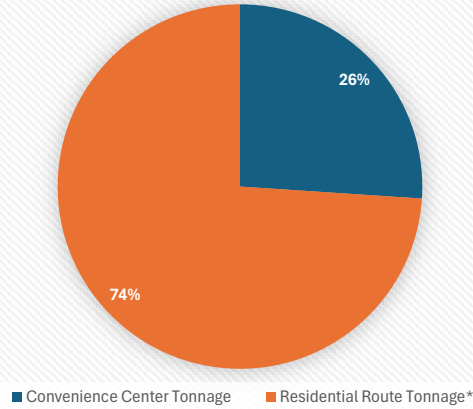
Solid Waste and Recycling Division Monthly Update
Fiscal Year 2025 Q1
Distributed to the Solid Waste and Recycling Board of Beaufort County

Recycling Activity by Solid Waste District

Solid Waste District	Convenience Center Tonnage	Residential Route Tonnage*	Overall County Tonnage by District
District 1 City of Beaufort		228.00	228.00
District 2 Town of Port Royal		131.00	131.00
District 3 Town of Hilton Head	238.69	60.00	298.69
District 4 Town of Bluffton		435.00	435.00
District 5 Sheldon Township		0.00	0.00
District 6 Unincorporated Port Royal Island	33.94	72.00	105.94
Solid Waste District 7 Unincorporated Lady's Island		15.00	15.00
Solid Waste District 8 St. Helena & Islands East	43.65	0.00	43.65
Solid Waste District 9 Unincorporated Bluffton Township	138.14	349.00	487.14
Daufuskie			0.00
Total Tonnage	454.42	1,290.00	1,744.42

*Hauler data incomplete

Q1 Recycling Tonnage



Q1 Residential Recycling Tonnage

	Convenience Center Tonnage	Residential Route Tonnage	YTD Residential Tonnage
YTD Residential Tonnage	454.42	1,290.00	1,744.42
*Hauler data not complete			

Fiscal Year Overall County Recycling Tonnage & Services Comparison

Month	FY 24 Recycling Tonnage	FY 25 Recycling Tonnage	FY 24 Recycling Services Cost	FY 25 Recycling Services Cost
July	295.39	218.27	\$61,426	\$100,141
August	262.18	246.46	\$55,711	\$85,062
September	255.15	229.17	\$61,204	\$88,472
October	267.60		\$60,720	
November	267.03		\$54,574	
December	290.30		\$56,343	
January	298.94		\$58,868	
February	248.24		\$50,914	
March	278.00		\$56,172	
April	287.76		\$56,933	
May	264.65		\$54,417	
June	195.62		\$55,254	
TOTAL	3,210.86	693.90	\$682,537	\$273,676

Residential Tonnage NO Commercial Tonnage

Solid Waste Recycling Budget Status

	FY24 Q1	FY25 Q1	FY24 % Expended YTD	FY25 % Expended YTD
Recycling Services	\$178,342	\$273,676	19%	26%

2025 MEETING SCHEDULE
SOLID WASTE & RECYCLING BOARD

DATE	TIME	LOCATION
January 23, 2025	2:00 PM	Council Chambers, Administration Building, 100 Ribaut Road, Beaufort
March 27, 2025	2:00 PM	Council Chambers, Administration Building, 100 Ribaut Road, Beaufort
May 22, 2025	2:00 PM	Council Chambers, Administration Building, 100 Ribaut Road, Beaufort
July 24, 2025	2:00 PM	Council Chambers, Administration Building, 100 Ribaut Road, Beaufort
September 25, 2025	2:00 PM	Council Chambers, Administration Building, 100 Ribaut Road, Beaufort
December 18, 2025	2:00 PM	Council Chambers, Administration Building, 100 Ribaut Road, Beaufort