



## Beaufort County Airports Board Meeting

### Chairman

TREY AMBROSE

### Vice Chairman

HOWARD ACKERMAN

### Committee Members

ANNE ESPOSITO

LESLIE ADLAM FLORY

JAMES BUCKLEY

CHRIS BUTLER

MARK BAILEY

BRIAN TURRISI

IAN SCOTT

THOMAS SHEAHAN

NICHOLAS MESENBURG

### Airports Director

JON REMBOLD

### Interim County Administrator

ERIC GREENWAY

### Senior Administrative Assistant

ELENA MILBRANDT

### Administration Building

Beaufort County Government  
Hilton Head Island Airport  
120 Beach City Road  
Hilton Head Is, SC 29926

### Contact

Post Office Drawer 1228  
Beaufort, South Carolina 29901-1228  
(843) 255-2942  
[www.beaufortcountysc.gov](http://www.beaufortcountysc.gov)

## Beaufort County Airports Board Agenda

Thursday, June 17, 2021 at 1:30 PM

[This meeting is being held virtually in accordance with Beaufort County Resolution 2020-05]

1. CALL TO ORDER
2. PLEDGE OF ALLEGIANCE
3. *PUBLIC NOTIFICATION OF THIS MEETING HAS BEEN PUBLISHED, POSTED, AND DISTRIBUTED IN COMPLIANCE WITH THE SOUTH CAROLINA FREEDOM OF INFORMATION ACT*
4. APPROVAL OF AGENDA
5. APPROVAL OF MINUTES – May 20, 2021
6. PUBLIC COMMENT
  - *Limited to Three Minutes Each Person*
7. DIRECTOR'S REPORT
  - Beaufort Executive Airport Update
  - Hilton Head Island Airport Update
8. UNFINISHED BUSINESS
9. NEW BUSINESS – JON REMBOLD

---

### ACTION ITEMS

- 
10. HILTON HEAD ISLAND AIRPORT (HXD) – JANITORIAL SERVICES –LOW COUNTRY COMMERCIAL SERVICES – EMERGENCY PURCHASE **VOTE**
- 

---

### COMMITTEE REPORTS

- 
11. CHAIRMAN UPDATE
- 

---

### CITIZEN COMMENTS

- 
12. CITIZEN COMMENT (*Every member of the public who is recognized to speak shall limit comments to three minutes*)
  13. ADJOURNMENT
- 

---

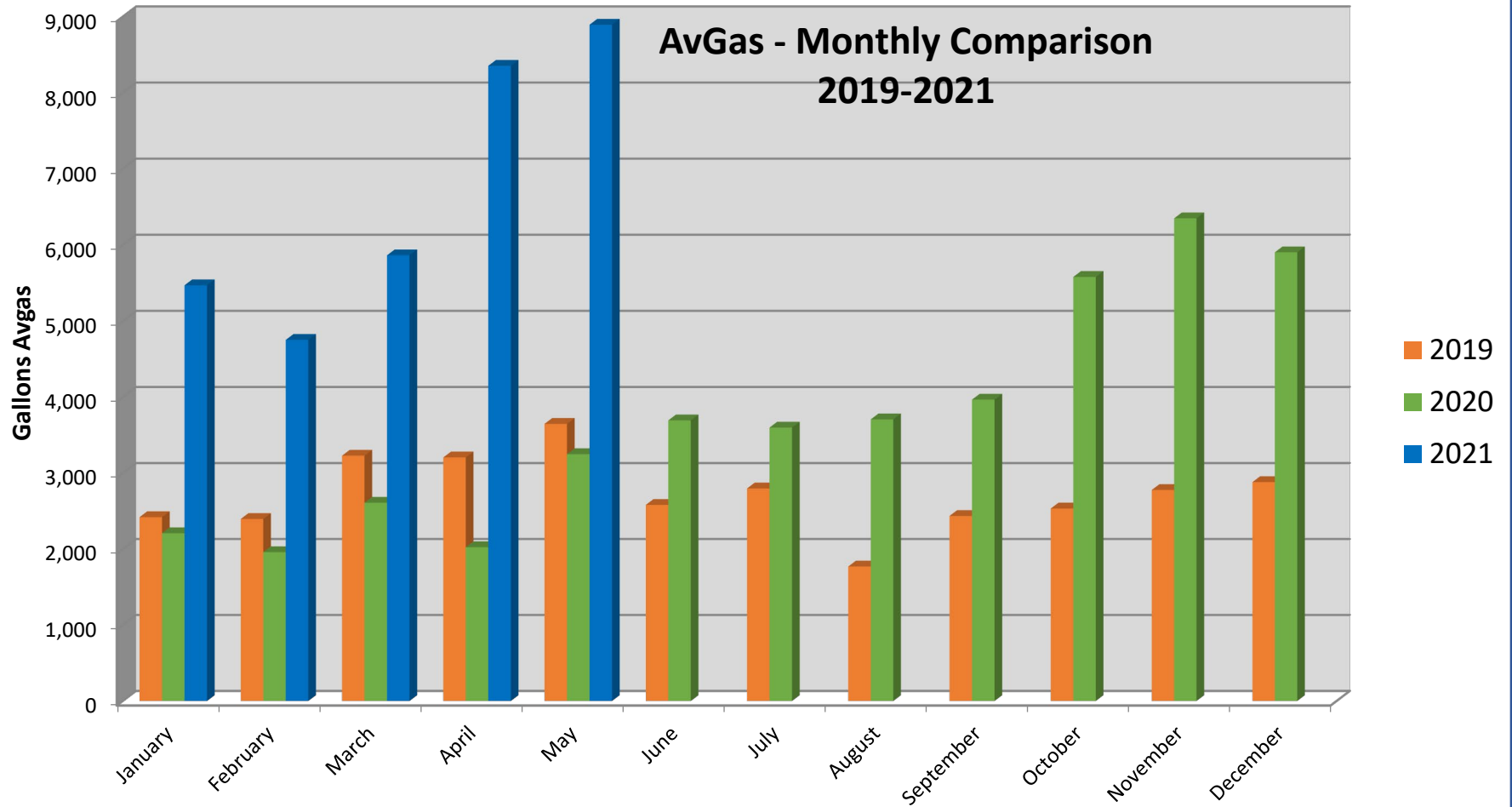
### FUTURE MEETING

- 
14. THE NEXT VIRTUAL MEETING WILL BE HELD ON THURSDAY, JULY 15, 2021, 1:30 PM. FOR MORE INFO, PLEASE CLICK HERE:  
[www.beaufortcountysc.gov/events/2021/07/Airports%20Board%202021-07-15.html](http://www.beaufortcountysc.gov/events/2021/07/Airports%20Board%202021-07-15.html)

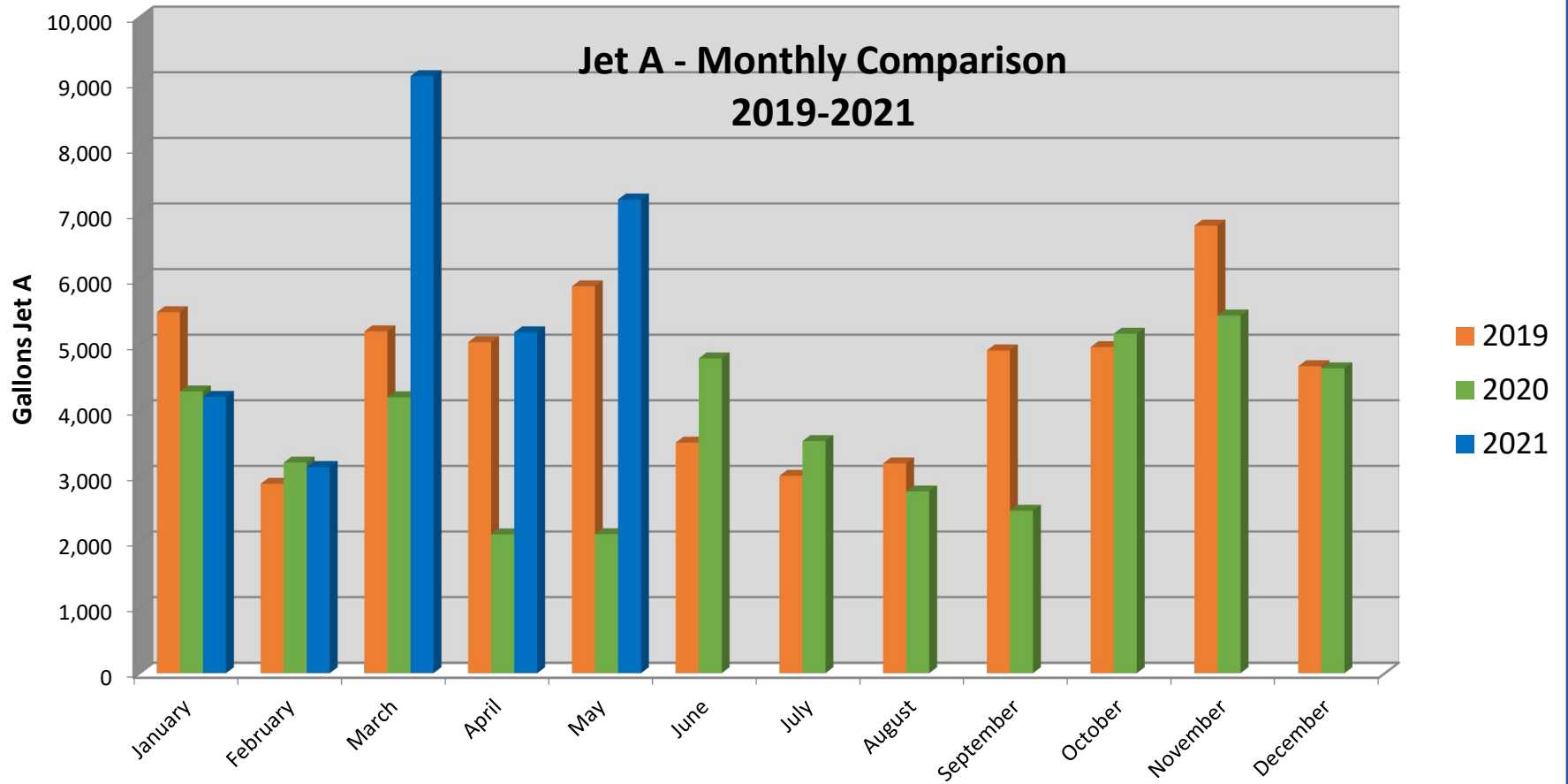
## ARW FUEL OPS

	Avgas	Jet A	Total Flow	Total Flight Ops			Avgas	Jet A	Total Flow	Total Flight Ops			Avgas	Jet A	Total Flow	Total Flight Ops
2021						2020						2019				
January	5,470	4,211	9,681	11,950		January	2,210	4,294	6,504	1,612		January	2,422	5,502	7,924	0
February	4,753	3,142	7,895	718		February	1,961	3,210	5,171	796		February	2,398	2,886	5,284	1,290
March	5,864	9,100	14,964	1,189		March	2,612	4,205	6,817	1,659		March	3,231	5,210	8,441	1,739
April	8,355	5,195	13,550	4,083		April	2,026	2,115	4,141	1,021		April	3,208	5,046	8,254	1,833
May	8,894	7,220	16,114	1,477		May	3,251	2,118	5,369	2,067		May	3,649	5,896	9,545	** Unk
June						June	3,695	4,798	8,342	3,117		June	2,583	3,514	6,097	** Unk
July						July	3,600	3,537	6,943	4,216		July	2,800	3,008	5,808	** Unk
August						August	3,708	2,769	6,477	1,131		August	1,772	3,197	4,969	** Unk
September						September	3,968	2,476	6,444	1,363		September	2,438	4,920	7,358	1,410
October						October	5,580	5,175	10,755	1,244		October	2,536	4,970	7,506	1,190
November						November	6,350	5,451	11,801	2,193		November	2,780	6,821	9,601	1,702
December						December	5,903	4,646	10,549	640		December	2,884	4,679	7,563	1,345
2021 Total	33,335	28,868	62,203	19,417		2020 Total	44,864	44,794	89,658	21,059		2019 Total	32,701	55,649	88,350	10,509

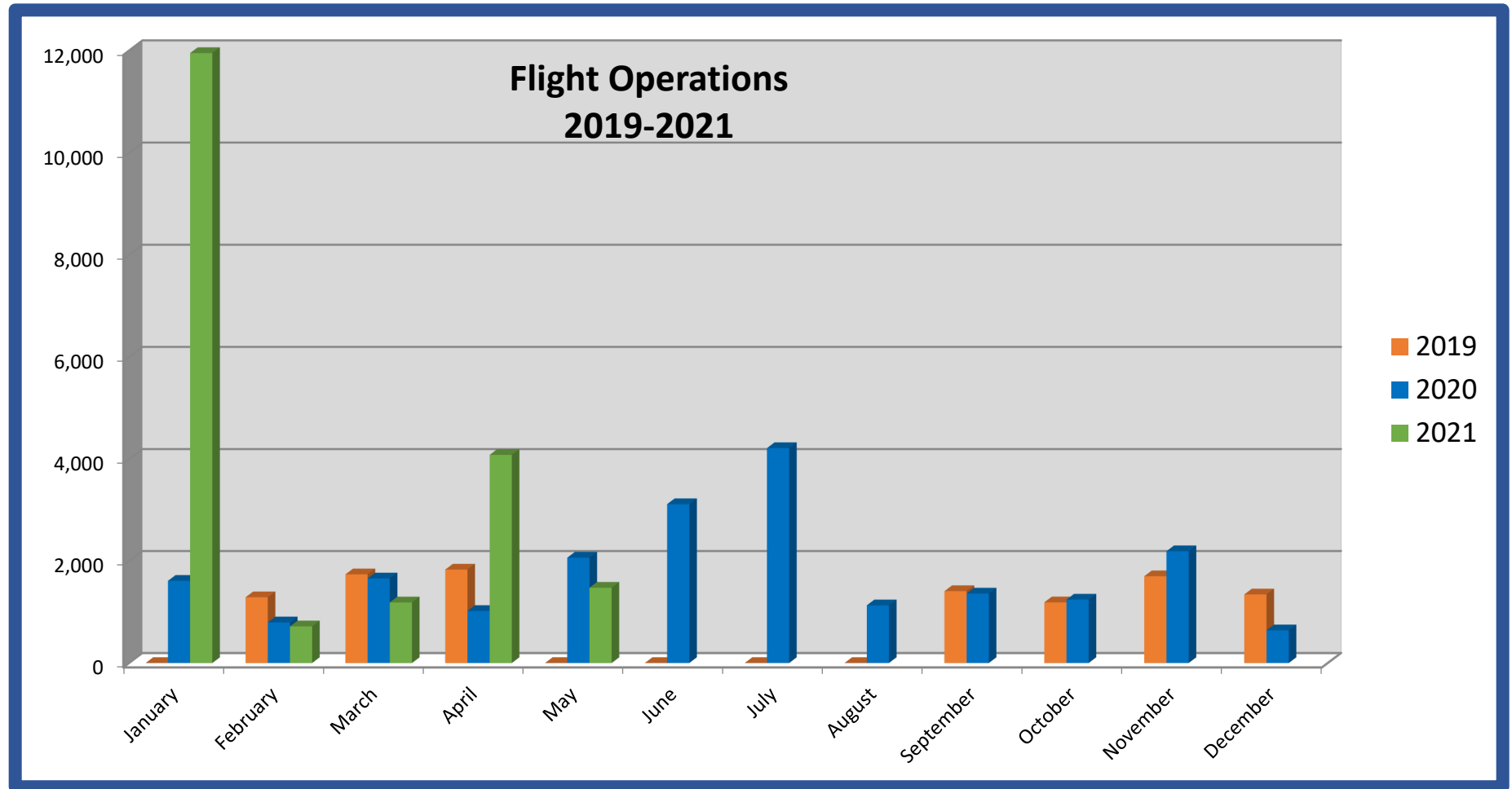
# ARW FUEL



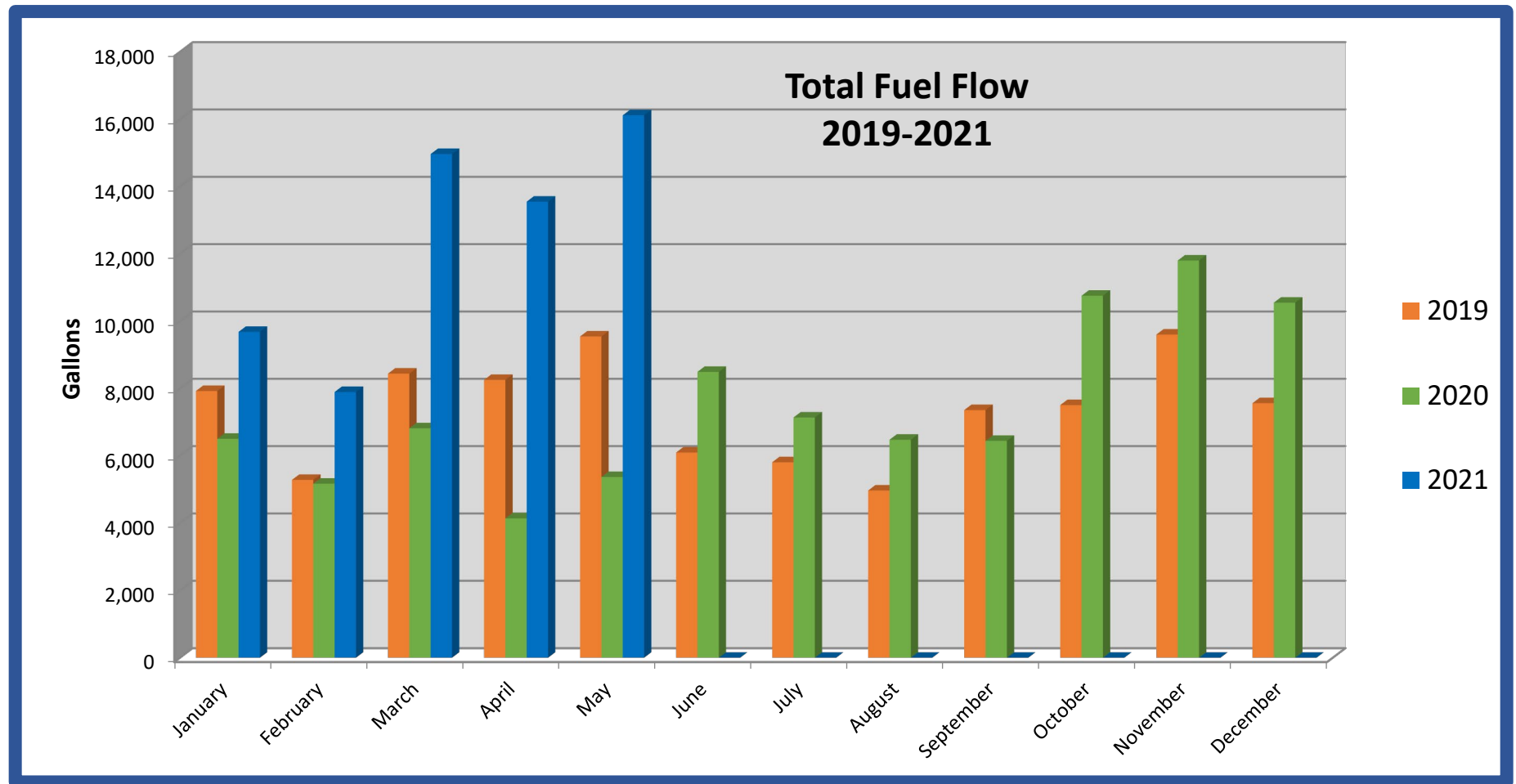
# ARW FUEL



# ARW FUEL



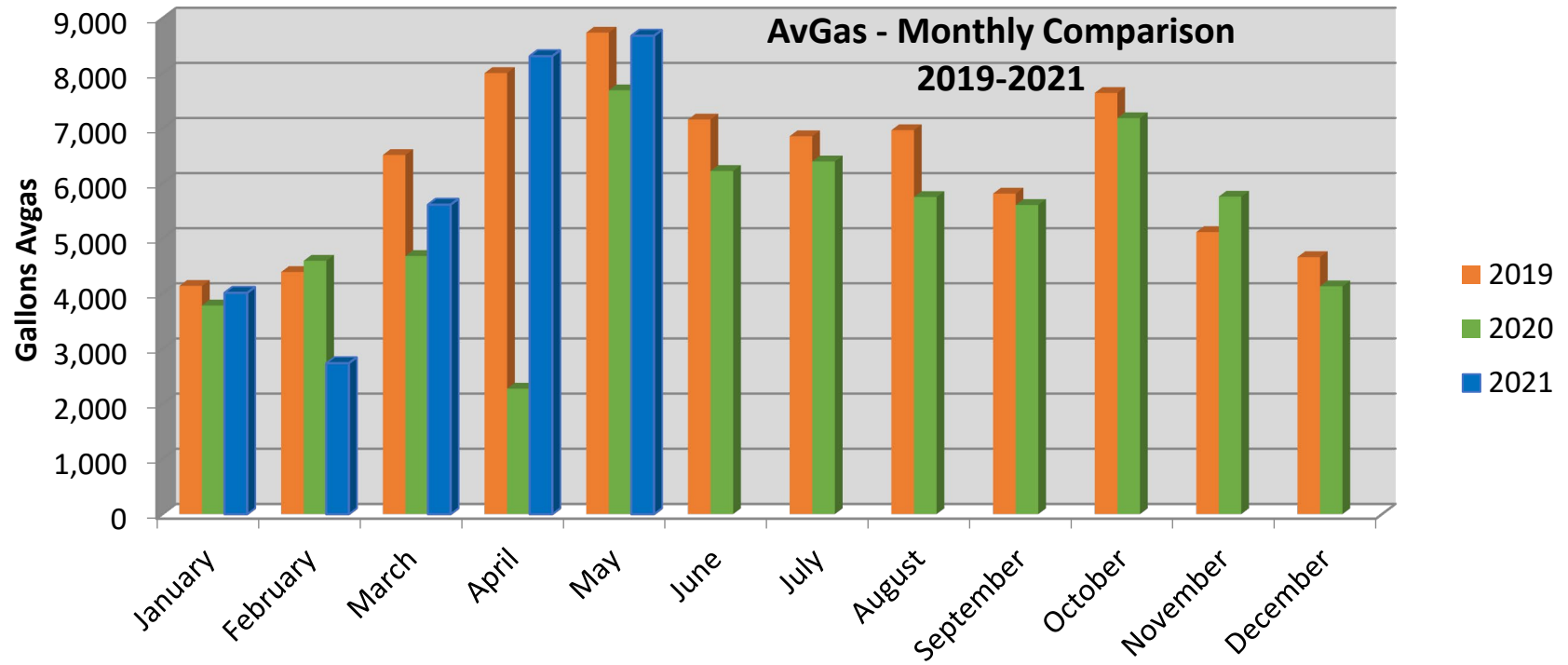
# ARW FUEL



# HXD FUEL OPS

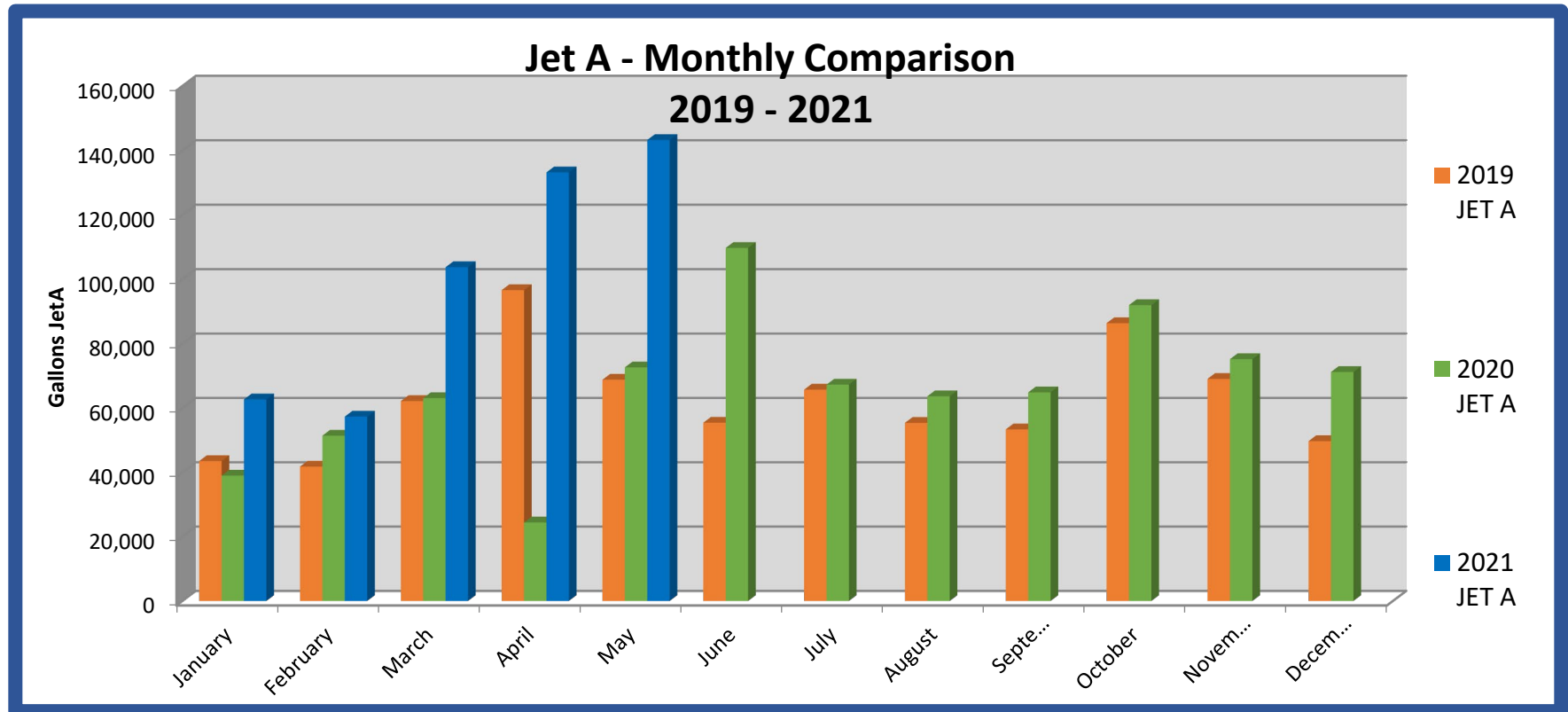
	Avgas	Jet A	Comm	Total Flow		Avgas	Jet A	Comm	Total Flow			Avgas	Jet A	Comm	Total Flow
2021					2020						2019				
January	4,012	62,701	86,381	153,094	January	3,783	38,979	100,087	142,849		January	4,139	43,517	44,853	92,509
February	2,737	57,340	62,349	122,426	February	4,594	51,410	94,846	150,850		February	4,390	41,791	37,115	83,296
March	5,612	103,762	176,101	285,475	March	4,680	63,097	123,760	191,537		March	6,514	62,174	44,195	112,883
April	8,308	133,174	189,646	331,128	April	2,275	24,426	53,866	80,567		April	8,001	96,630	103,484	208,115
May	8,678	143,230	266,190	418,098	May	7,688	72,645	51,419	131,752		May	8,735	68,810	126,833	204,378
June					June	6,224	109,724	53,108	169,056		June	7,158	55,445	168,865	231,468
July					July	6,397	67,285	98,970	172,652		July	6,854	65,725	163,729	236,308
August					August	5,751	63,668	133,153	202,572		August	6,964	55,397	168,904	231,265
September					September	5,607	64,870	95,782	166,259		September	5,813	53,371	80,361	139,545
October					October	7,182	91,994	81,281	180,457		October	7,641	86,380	110,753	204,774
November					November	5,758	75,210	86,343	167,311		November	5,115	69,069	92,516	166,700
December					December	4,131	71,224	91,450	166,805		December	4,660	49,715	97,600	151,975
2021 Total	29,347	500,207	780,667	1,310,221	2020 Total	64,070	794,532	1,064,065	1,922,667		2019 Total	75,984	748,024	1,239,208	2,063,216

# HXD FUEL

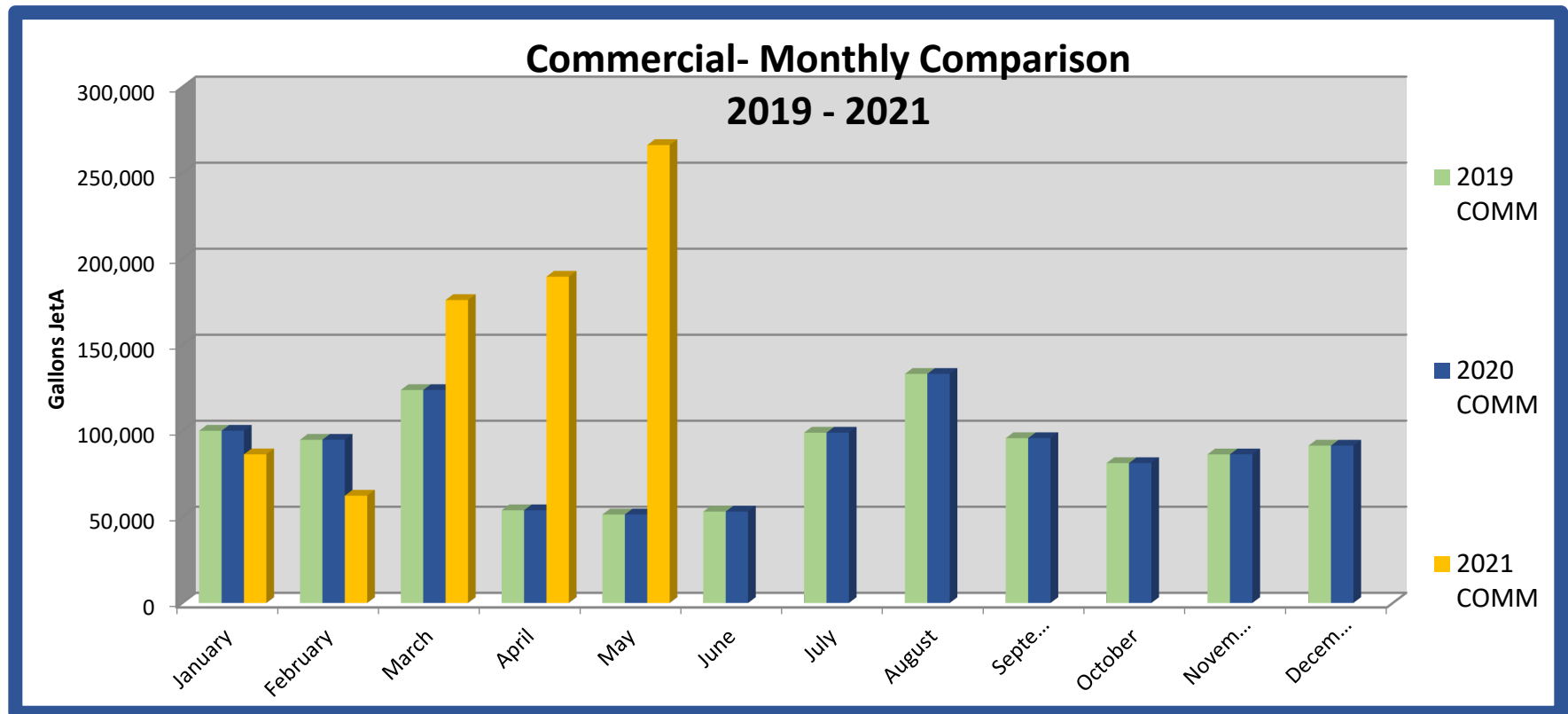




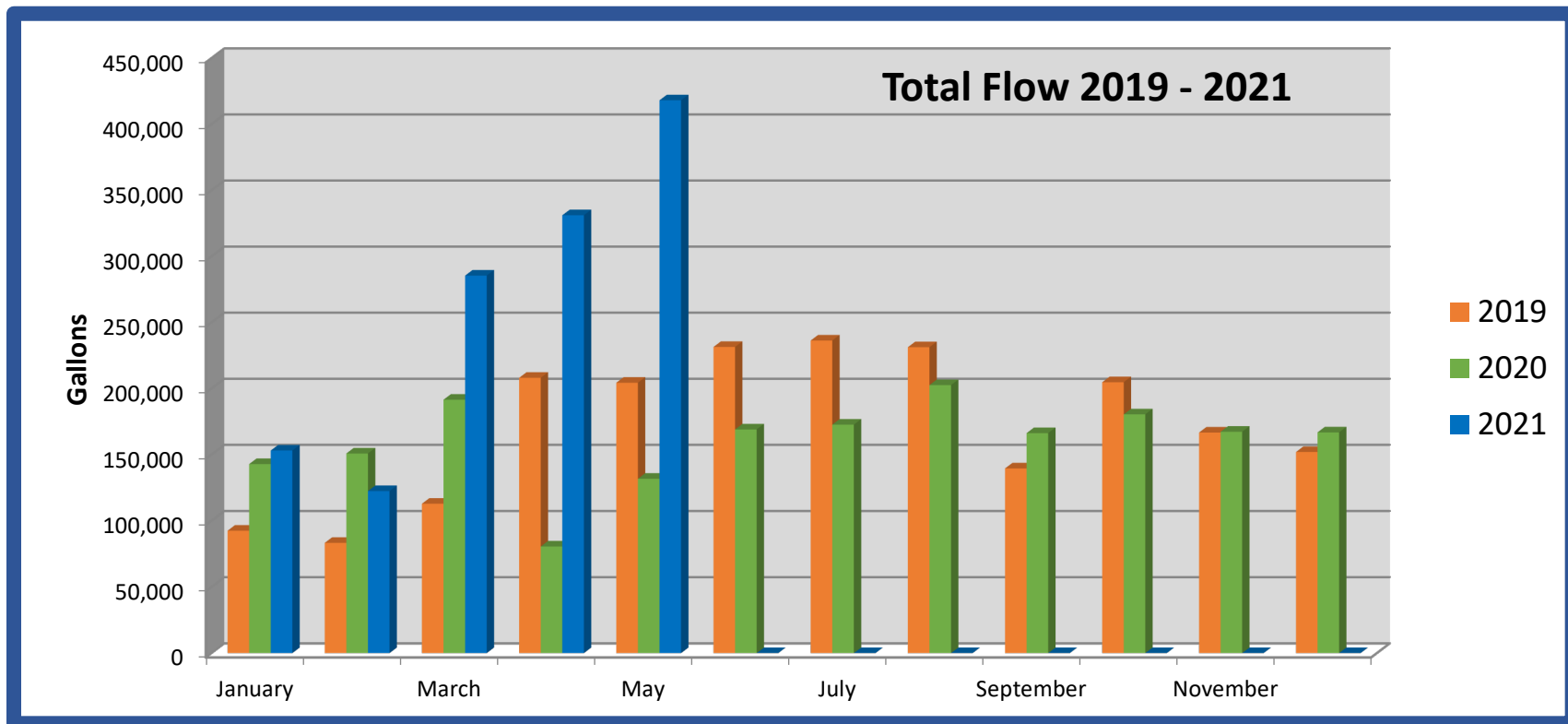
# HXD FUEL



# HXD FUEL



# HXD FUEL



## HXD ENPLANEMENTS/DEPLANEMENTS

### ENPLANEMENTS

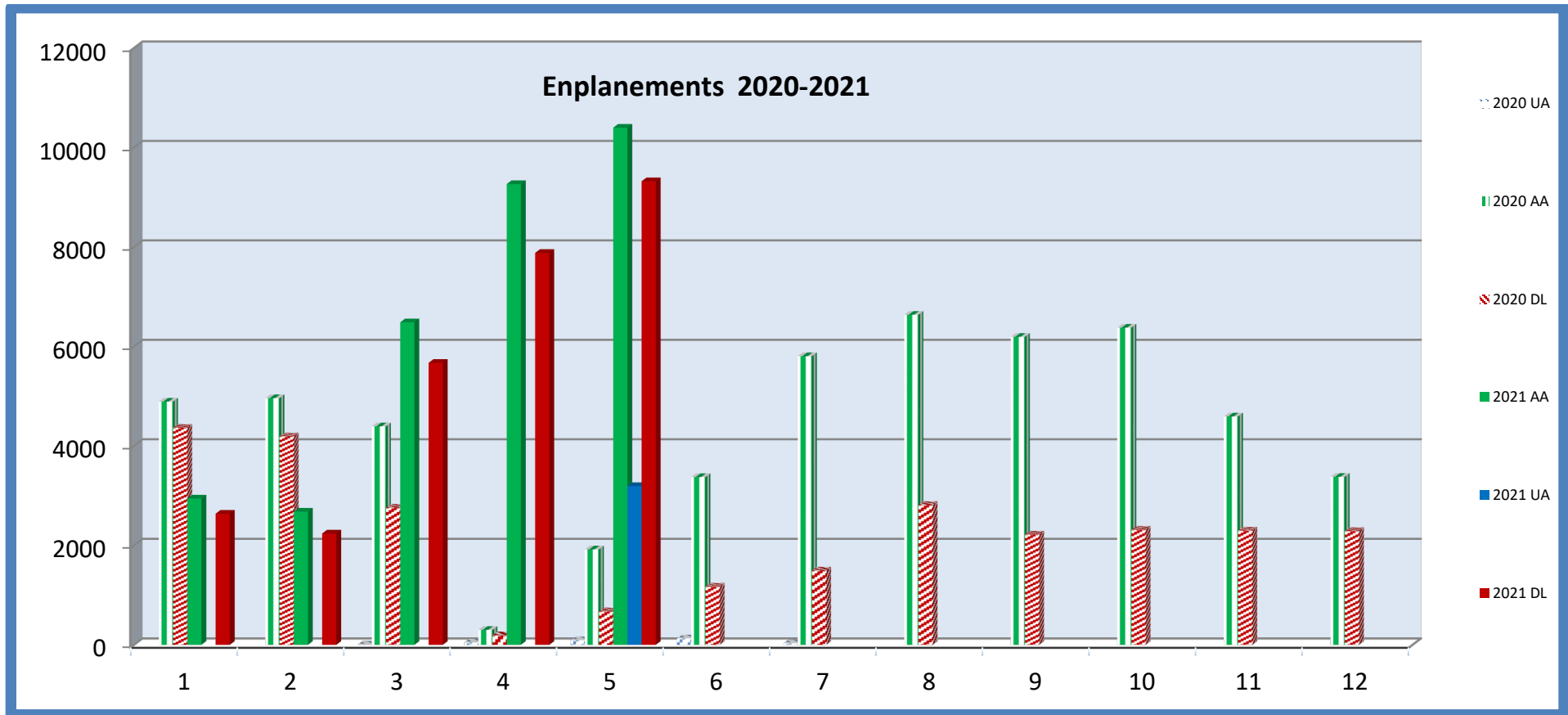
		2019	2019	2019	2020	2020	2020	2021	2021	2021	2022	2023
Airlines		AA	UA	DL	AA	UA	DL	AA	UA	DL		
JAN		3,906			4,887		4,359	2,939		2,634		
FEB		4,063			4,956		4,185	2,676		2,236		
MAR		4,805	53		4,389	3	2,753	6,482		5,666		
APR		4,846	3,797		300	47	192	9,262		7,877		
MAY		6,200	4,033	1,580	1,917	93	672	10,395	3,188	9,318		
JUN		5,430	3,691	5,349	3,370	130	1,168					
JUL		6,001	2,683	5,554	5,800	32	1,490					
AUG		6,655	2,804	5,702	6,633		2,808					
SEP		4,293	338	4,439	6,189		2,214					
OCT		5,392		5,021	6,374		2,311					
NOV		4,883		5,032	4,588		2,294					
DEC		4,584		4,538	3,374		2,285					
<b>TOTALS</b>		<b>61,058</b>	<b>17,399</b>	<b>37,215</b>	<b>52,777</b>	<b>305</b>	<b>26,731</b>	<b>31,754</b>	<b>3,188</b>	<b>27,731</b>	<b>0</b>	<b>0</b>

### DEPLANEMENTS

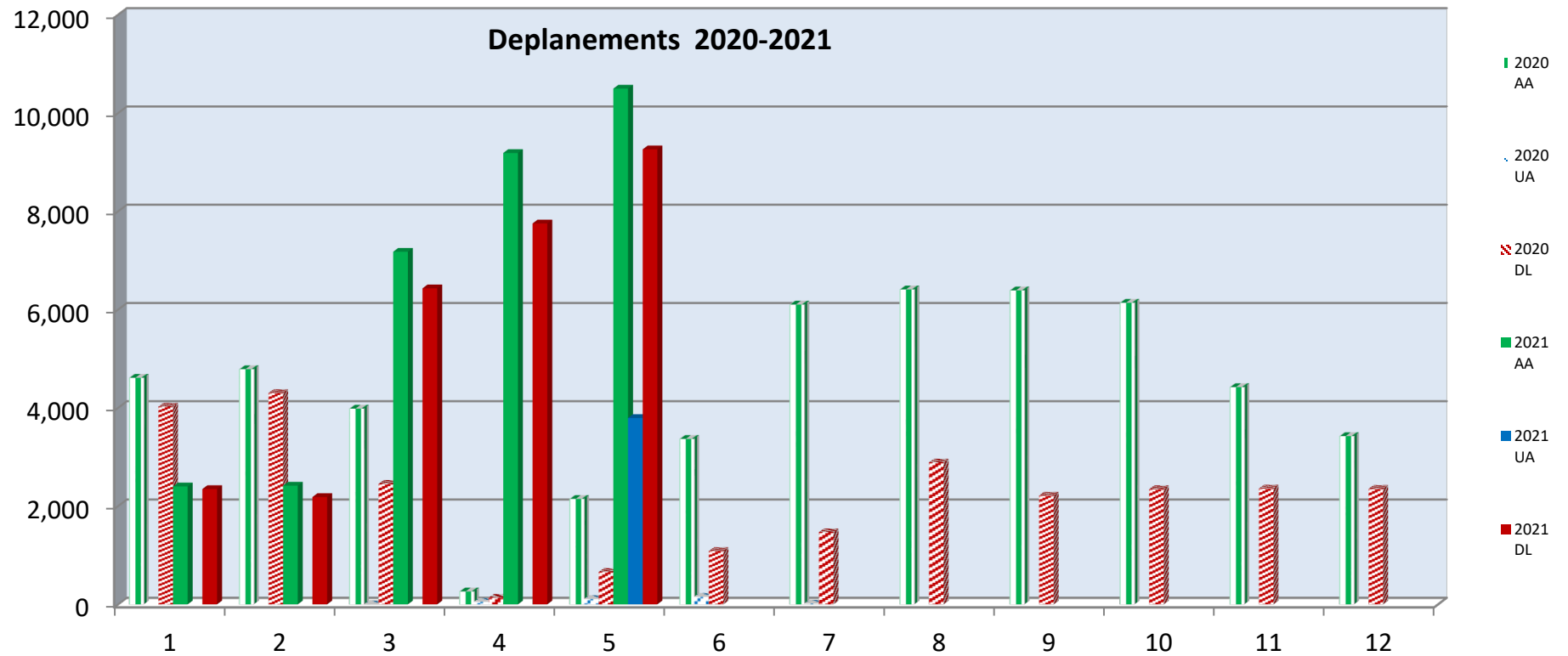
		2019	2019	2019	2020	2020	2020	2021	2021	2021	2022	2023
Airlines		AA	UA	DL	AA	UA	DL	AA	UA	DL		
JAN		3,585			4,613		4,024	2,401		2,347		
FEB		3,938			4,788		4,301	2,417		2,185		
MAR		5,022	74		3,985	0	2,454	7,178		6,433		
APR		4,846	4,006		263	53	134	9,188		7,754		
MAY		6,759	3,780	1,641	2,147	110	660	10,498	3,794	9,262		
JUN		6,128	3,555	5,157	3,368	154	1,085					
JUL		6,513	2,475	5,428	6,103	16	1,468					
AUG		6,820	2,662	5,446	6,411		2,888					
SEP		4,627	138	4,643	6,392		2,213					
OCT		5,573		5,681	6,140		2,344					
NOV		4,678		4,826	4,423		2,358					
DEC		4,607		4,995	3,425		2,352					
<b>TOTALS</b>		<b>63,096</b>	<b>16,690</b>	<b>37,817</b>	<b>52,058</b>	<b>333</b>	<b>26,281</b>	<b>31,682</b>	<b>3,794</b>	<b>27,981</b>	<b>0</b>	

### TOTAL

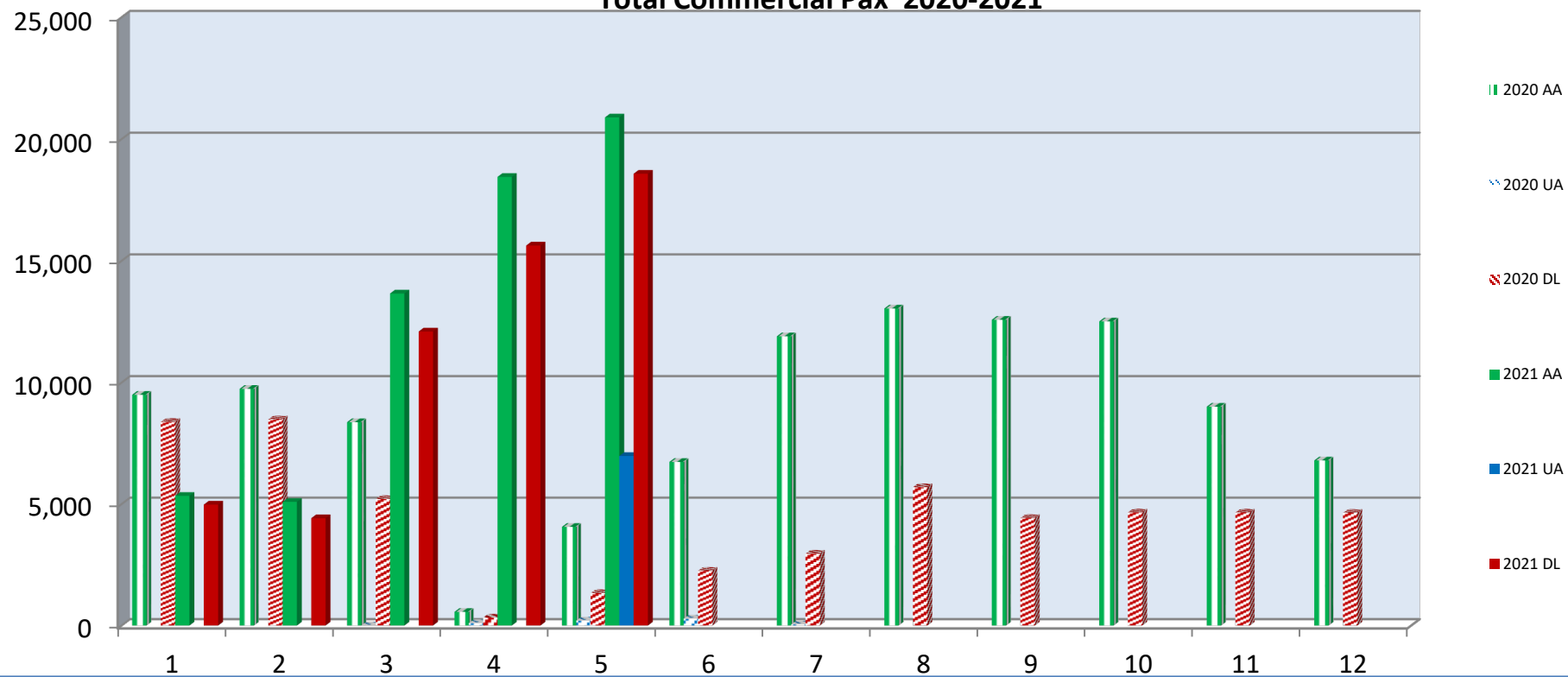
		2019	2019	2019	2020	2020	2020	2021	2021	2021	2022	2023
Airlines		AA	UA	DL	AA	UA	DL	AA	UA	DL		
JAN		7,491			9,500		8,383	5,340		4,981		
FEB		8,001			9,744		8,486	5,093		4,421		
MAR		9,827	127		8,374	3	5,207	13,660		12,099		
APR		9,692	7,803		563	100	326	18,450		15,631		
MAY		12,959	7,813	3,221	4,064	203	1,332	20,893	6,982	18,580		
JUN		11,558	7,246	10,506	6,738	284	2,253					
JUL		12,514	5,158	10,982	11,903	48	2,958					
AUG		13,475	5,466	11,148	13,044		5,696					
SEP		8,920	476	9,082	12,581		4,427					
OCT		10,965		10,702	12,514		4,655					
NOV		9,561		9,858	9,011		4,652					
DEC		9,191		9,533	6,799		4,637					
<b>TOTALS</b>		<b>124,154</b>	<b>34,089</b>	<b>75,032</b>	<b>104,835</b>	<b>638</b>	<b>53,012</b>	<b>63,436</b>	<b>6,982</b>	<b>55,712</b>	<b>0</b>	<b>0</b>



Deplanements 2020-2021



**Total Commercial Pax 2020-2021**

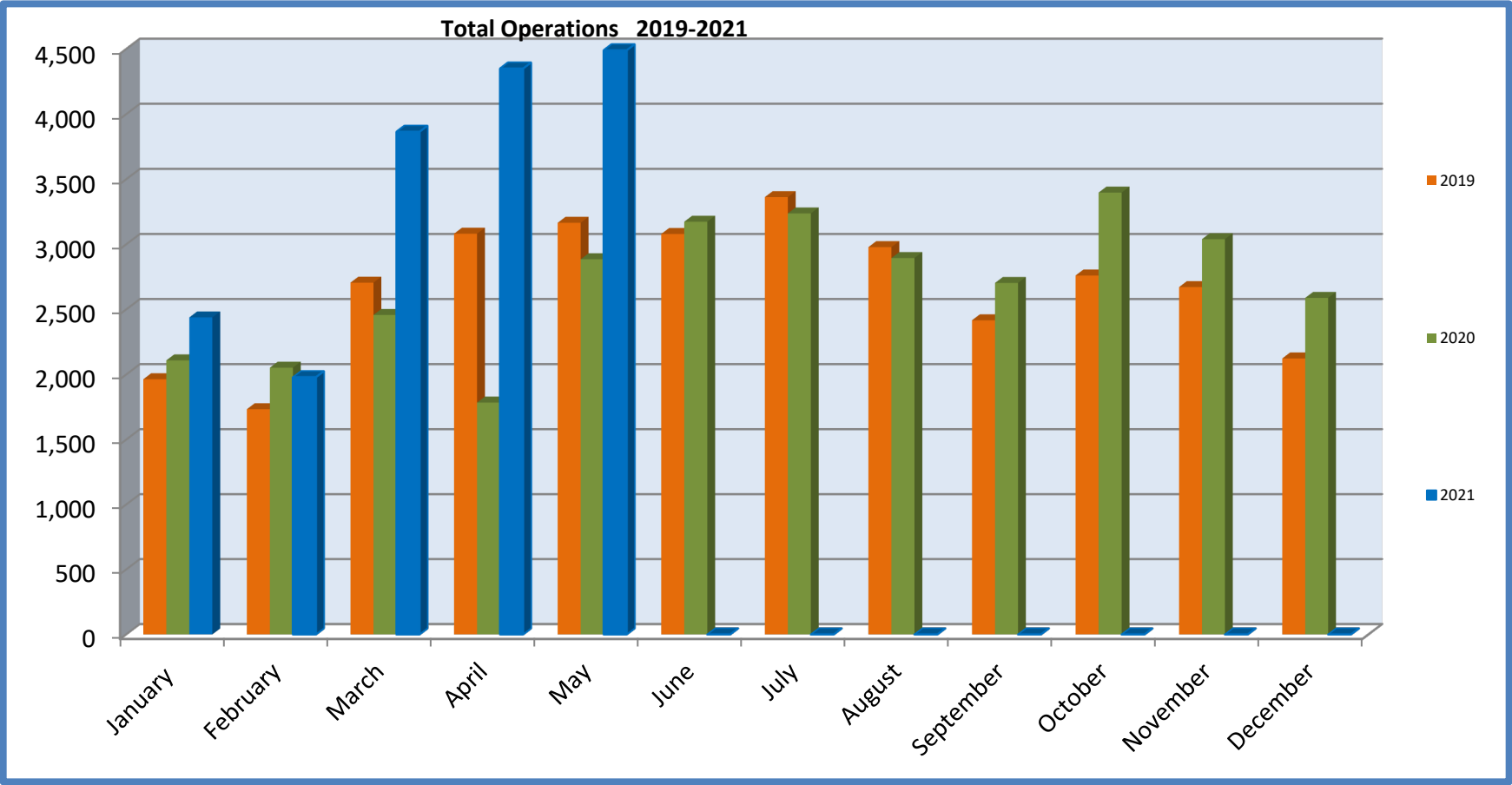


## HXD TOWER REPORT

ITINERANT				LOCAL								YTD Total Ops
TOWER	AIR TAXI	GA	MILITARY	LOCAL GA	LOCAL MIL	VFR	IFR	Total	After Hrs. GA	After Hrs. Comm	Total Ops	
January	296	1,588	24	188	54	1,183	1,256	2,439	0	0	2,439	2,439
February	298	1,149	36	202	58	972	1,008	1,980	0	0	1,980	4,419
March	528	2,362	57	262	84	1,784	2,081	3,865	0	0	3,865	8,284
April	621	2,907	29	162	38	1,987	2,364	4,351	0	0	4,351	12,635
May	578	2,908	43	122	14	1,904	2,587	4,491	0	0	4,491	17,126
June												17,126
July												17,126
August												17,126
September												17,126
October												17,126
November												17,126
December												17,126
<b>TOTALS 2021</b>	<b>2,321</b>	<b>10,914</b>	<b>189</b>	<b>936</b>	<b>248</b>	<b>7,830</b>	<b>9,296</b>	<b>17,126</b>	<b>0</b>	<b>0</b>	<b>17,126</b>	
ITINERANT				LOCAL								YTD Total Ops
TOWER	AIR TAXI	GA	MILITARY	LOCAL GA	LOCAL MIL	VFR	IFR	Total	After Hrs. GA	After Hrs. Comm	Total Ops	
January	206	1,262	23	240	28	1,069	1,040	2,109	0	0	2,109	2,109
February	270	1,256	23	152	44	882	1,171	2,053	0	0	2,053	4,162
March	331	1,335	13	336	49	1,141	1,317	2,458	0	0	2,458	6,620
April	137	895	19	619	18	1,141	644	1,785	0	0	1,785	8,405
May	378	1,900	20	357	0	1,449	1,437	2,886	0	0	2,886	11,291
June	553	2,084	27	278	12	1,442	1,732	3,174	0	0	3,174	14,465
July	371	2,222	52	226	18	1,472	1,766	3,238	0	0	3,238	17,703
August	285	1,908	26	207	40	1,457	1,438	2,895	0	0	2,895	20,598
September	347	1,699	20	254	28	1,317	1,387	2,704	0	0	2,704	23,302
October	434	2,321	39	244	38	1,559	1,839	3,398	0	0	3,398	26,700
November	348	1,820	39	305	109	1,451	1,589	3,040	0	0	3,040	29,740
December	0	0	0	0	0	0	1,360	0	0	0	2,589	32,329
<b>TOTALS 2020</b>	<b>3,660</b>	<b>18,702</b>	<b>301</b>	<b>3,218</b>	<b>384</b>	<b>14,380</b>	<b>16,720</b>	<b>29,740</b>	<b>0</b>	<b>0</b>	<b>29,740</b>	
ITINERANT				LOCAL								YTD Total Ops
TOWER	AIR TAXI	GA	MILITARY	LOCAL GA	LOCAL MIL	VFR	IFR	Total	After Hrs. GA	After Hrs. Comm	Total Ops	
January	248	1,265	26	198	32	1,012	923	1,935	29	0	1,964	1,964
February	202	1,107	39	189	24	806	904	1,710	24	0	1,734	3,698
March	337	1,780	28	276	74	1,421	1,254	2,675	31	0	2,706	6,404
April	466	2,028	36	120	74	1,278	1,774	3,052	30	0	3,082	9,486
May	320	2,206	29	144	48	1,495	1,643	3,138	28	0	3,166	12,652
June	283	2,020	22	153	50	1,452	1,601	3,053	27	0	3,080	15,732
July	290	2,229	23	244	6	1,677	1,658	3,335	28	0	3,363	19,095
August	292	1,841	24	206	54	1,367	1,585	2,952	27	0	2,979	22,074
September	244	1,572	12	152	56	1,140	1,220	2,360	27	30	2,417	24,491
October	398	1,741	25	165	68	1,091	1,627	2,718	25	18	2,761	27,252
November	356	1,644	42	260	28	1,194	1,450	2,644	28	0	2,672	29,924
December	263	1,291	25	158	16	720	1200	2,094	30	0	2124	32,048
<b>TOTALS 2019</b>	<b>3,699</b>	<b>20,724</b>	<b>331</b>	<b>2,265</b>	<b>530</b>	<b>14,653</b>	<b>16,839</b>	<b>31,666</b>	<b>334</b>	<b>48</b>	<b>32,048</b>	



**Note: \*December 2020 broken down numbers are not available due to a software glitch at the tower.**





## BEAUFORT COUNTY COUNCIL AGENDA ITEM SUMMARY

**ITEM TITLE:**

Hilton Head Island Airport (HXD) – Janitorial Services - Lowcountry Commercial Services – Emergency Purchase

*Fiscal impact: 90-day month to month proposal - \$62,505.00 54000011-51210 (Cleaning Services)*

**MEETING NAME AND DATE:**

Beaufort County Airports Board Meeting – June 17, 2021

**PRESENTER INFORMATION:**

Jon Rembold, C.M. Airports Director

**ITEM BACKGROUND:**

The current county-wide cleaning service provider has not met the standards required at the airports and has demonstrated lack of desire and ability to improve. Therefore, the Airports Department, through County Purchasing, issued (RFP) HXD041321 in March for a new provider. The current provider ends service June 30, 2021.

Several responses to the RFP were received but none were deemed satisfactory. In order to bridge a coming gap in service, the airport desires to contract with Lowcountry Commercial Services on a short-term basis.

**PROJECT / ITEM NARRATIVE:**

This contract provides Hilton Head Island Airport with janitorial services on a short-term basis while another RFP is issued for a longer-term contract. The scope of required services has been discussed in depth with Lowcountry Commercial Services and they have indicated they have the ability to meet the needs of the airport.

**FISCAL IMPACT:**

*Lowcountry Commercial Services 90-day proposal - \$62,505.00*

*54000011-51210 (Cleaning Services)*

**STAFF RECOMMENDATIONS TO BEAUFORT COUNTY AIRPORTS BOARD MEMBERS:**

*Approve emergency contract award to Lowcountry Commercial Services*

**OPTIONS FOR BEAUFORT COUNTY AIRPORTS BOARD MEMBERS MOTION:**

*Motion to approve /deny the 90-day janitorial contract in amount of \$62,505.00 with Lowcountry Commercial Services.*