



AGENDA
AIRPORTS BOARD
Thursday, March 21, 2019
1:30 p.m.

Town of Hilton Head, Council Chambers

1. CALL TO ORDER
2. PLEDGE OF ALLEGIANCE
3. ADOPTION OF AGENDA
4. FEBRUARY MINUTES
5. PUBLIC COMMENT - Limited to Three Minutes Each Person
6. DIRECTOR'S REPORT - Jon Rembold
7. Mid-Campaign Report: Hilton Head Island Airport Marketing Effort
8. UNFINISHED BUSINESS - Chairman
9. NEW BUSINESS - Chairman
 - ❖ Shuttle Policy update
 - ❖ ARW Conference Room Policy
 - ❖ TBE Work Authorization 2119-1802 Amendment
 - ❖ Volaire Contract Amendment – Fee Reduction
 - ❖ Airline Use Permits
10. PUBLIC COMMENT - Limited to Three Minutes Each Person
11. FUTURE MEETINGS

Airports Board: The next meeting will be held on Thursday, April 18, 2019, 1:30 pm at the Beaufort County Government Building, County Council Chambers.

ADJOURNMENT

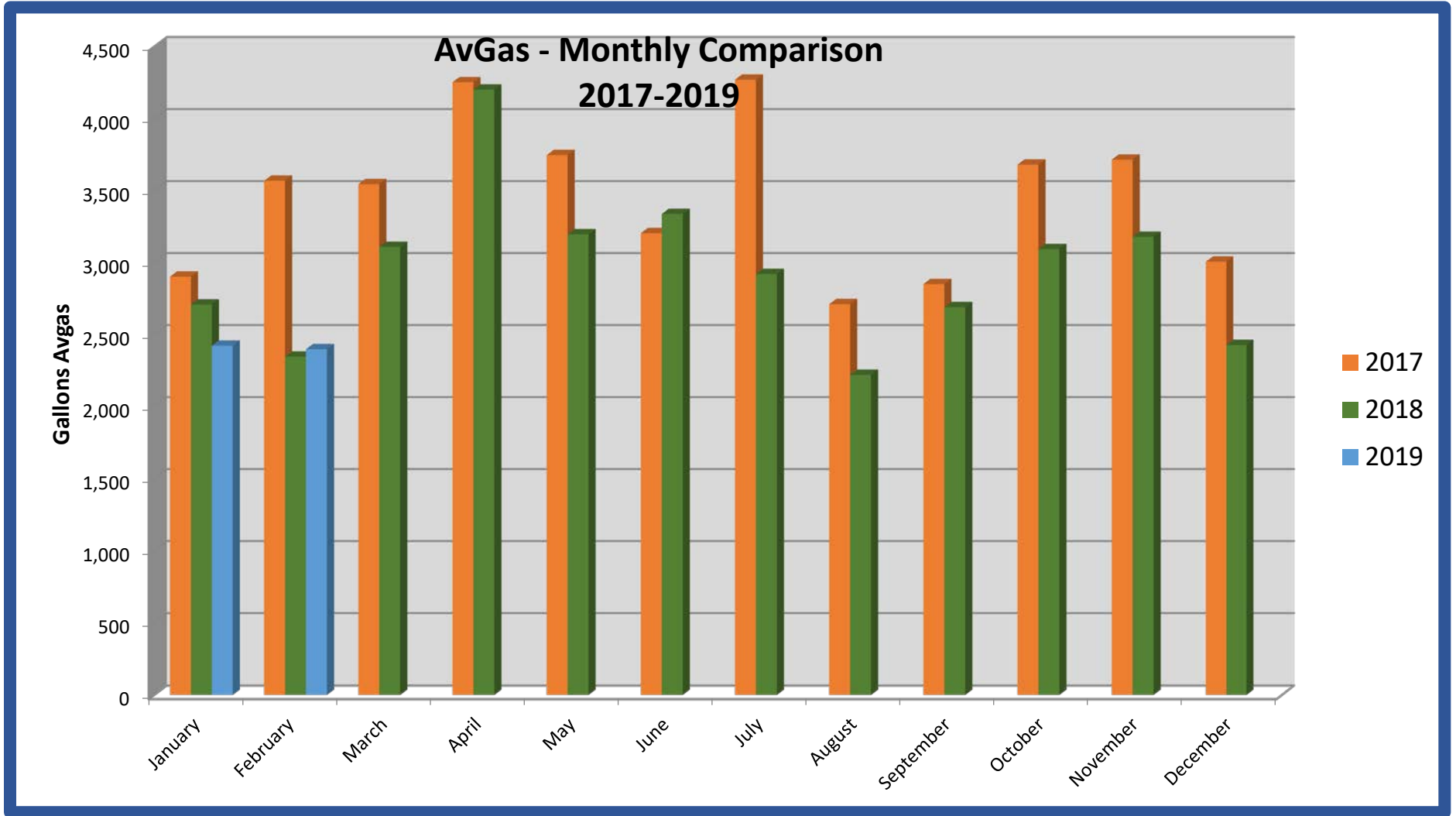


ARW FUEL OPS

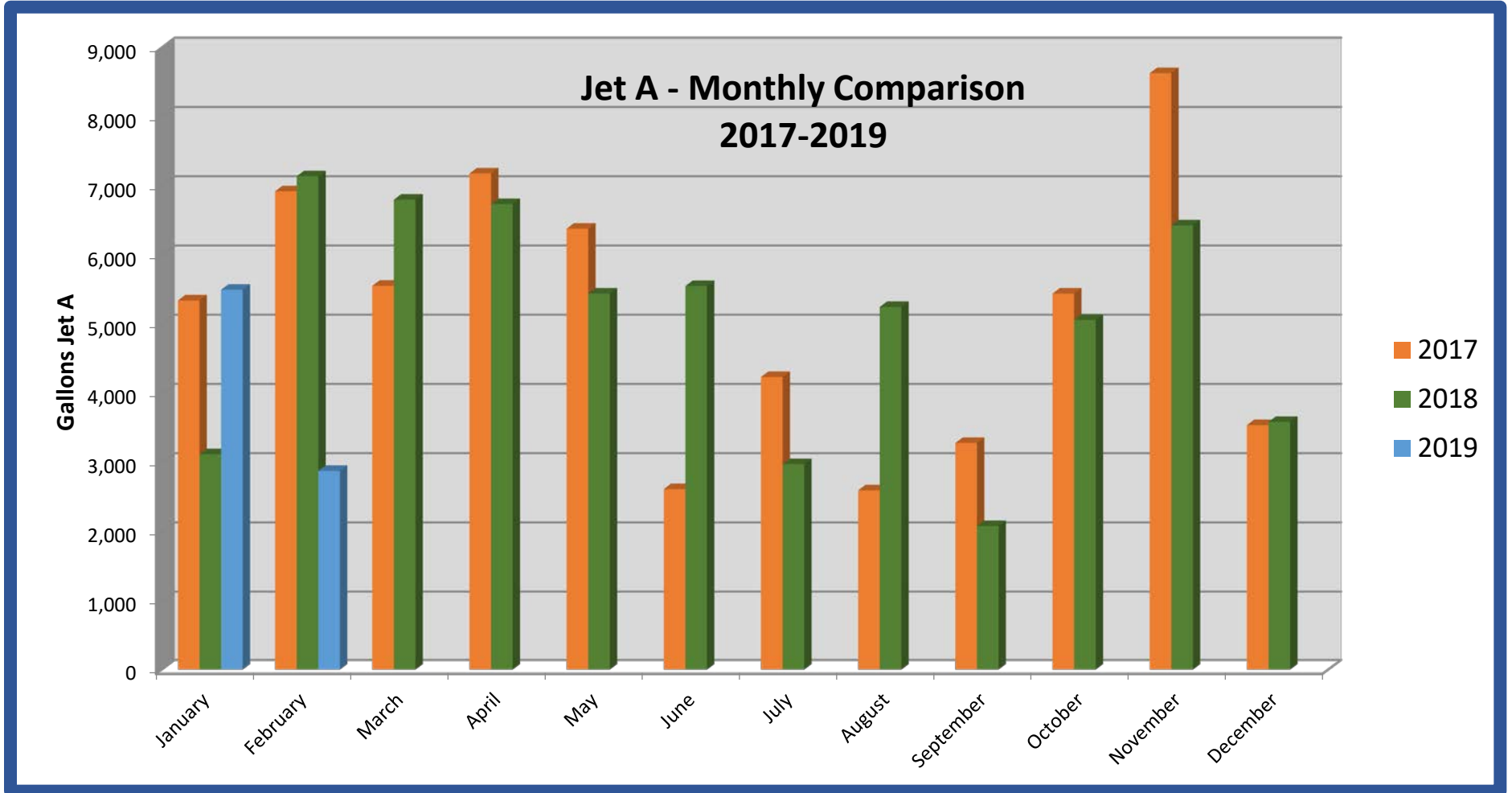
	Avgas	Jet A	Total Flow	Total Flight Ops		Avgas	Jet A	Total Flow	Total Flight Ops		Avgas	Jet A	Total Flow	Total Flight Ops
2019					2018					2017				
January	2,422	5,502	7,924	**	January	2,708	3,126	5,834	** Unk	January	2,902	5,347	8,249	1,744
February	2,398	2,886	5,284	1,290	February	2,346	7,141	9,487	1,428	February	3,568	6,924	10,492	2,110
March					March	3,108	6,803	9,911	2,031	March	3,544	5,559	9,103	2,023
April					April	4,201	6,739	10,940	2,240	April	4,252	7,181	11,433	2,285
May					May	3,196	5,447	8,643	1,852	May	3,746	6,384	10,130	2,105
June					June	3,337	5,556	8,893	1,910	June	3,204	2,623	5,827	1,253
July					July	2,920	2,983	5,903	1,105	July	4,270	4,241	8,511	1,729
August					August	2,220	5,254	7,474	1,622	August	2,711	2,605	5,316	1,202
September					September	2,690	2,089	4,779	989	September	2,850	3,289	6,139	** Unk
October					October	3,093	5,065	8,158	1,866	October	3,680	5,447	9,127	** Unk
November					November	3,178	6,431	9,609	** Unk	November	3,714	8,630	12,344	** Unk
December					December	2,427	3,593	6,020	** Unk	December	3,006	3,547	6,553	** Unk
2019 Total	4,820	8,388	13,208	1,290	2018 Total	35,424	60,227	95,651	15,043	2017 Total	41,447	61,777	103,224	14,451

(NOTE: ** Unknown. Counters are inoperable)

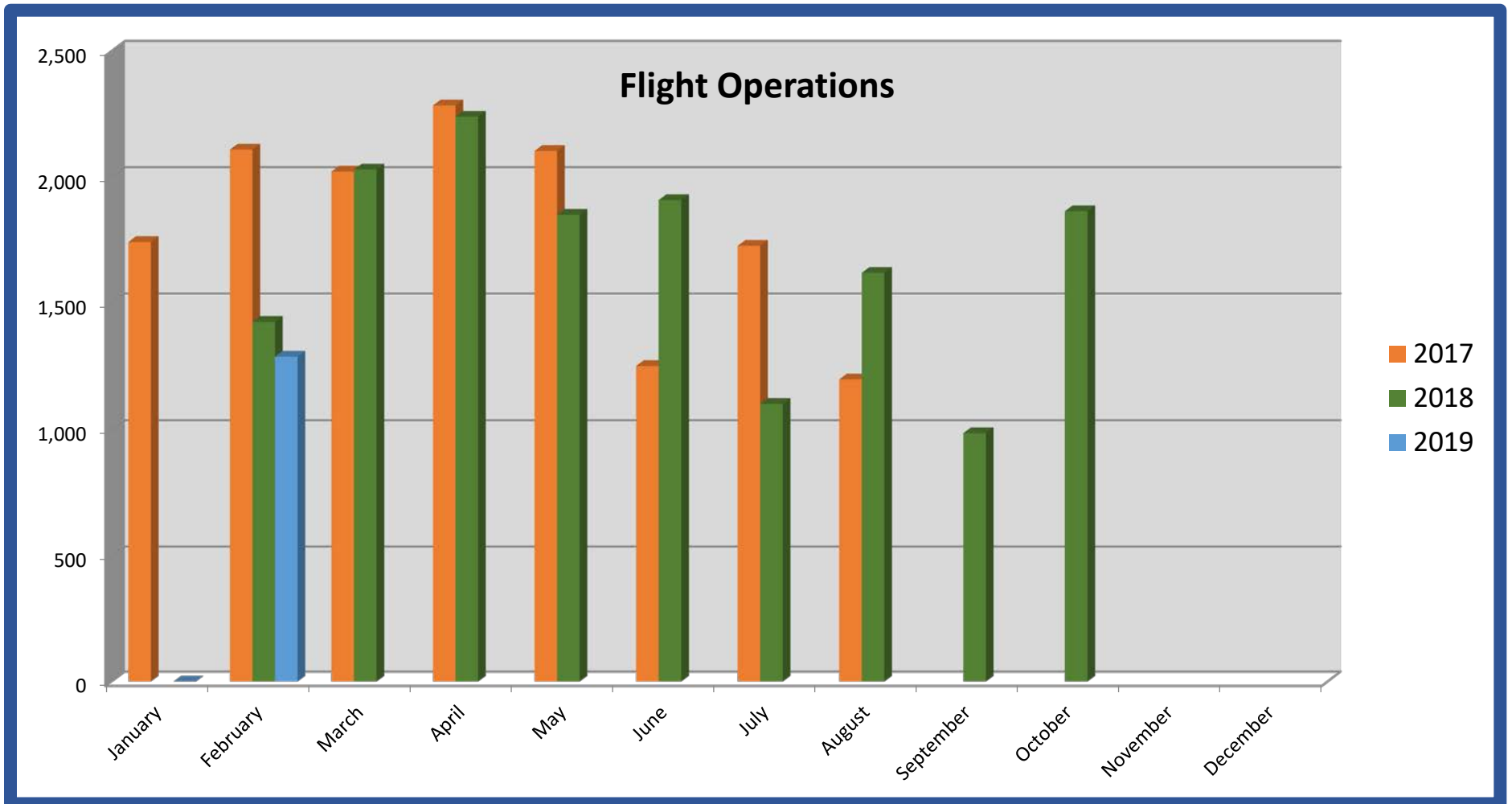
ARW FUEL



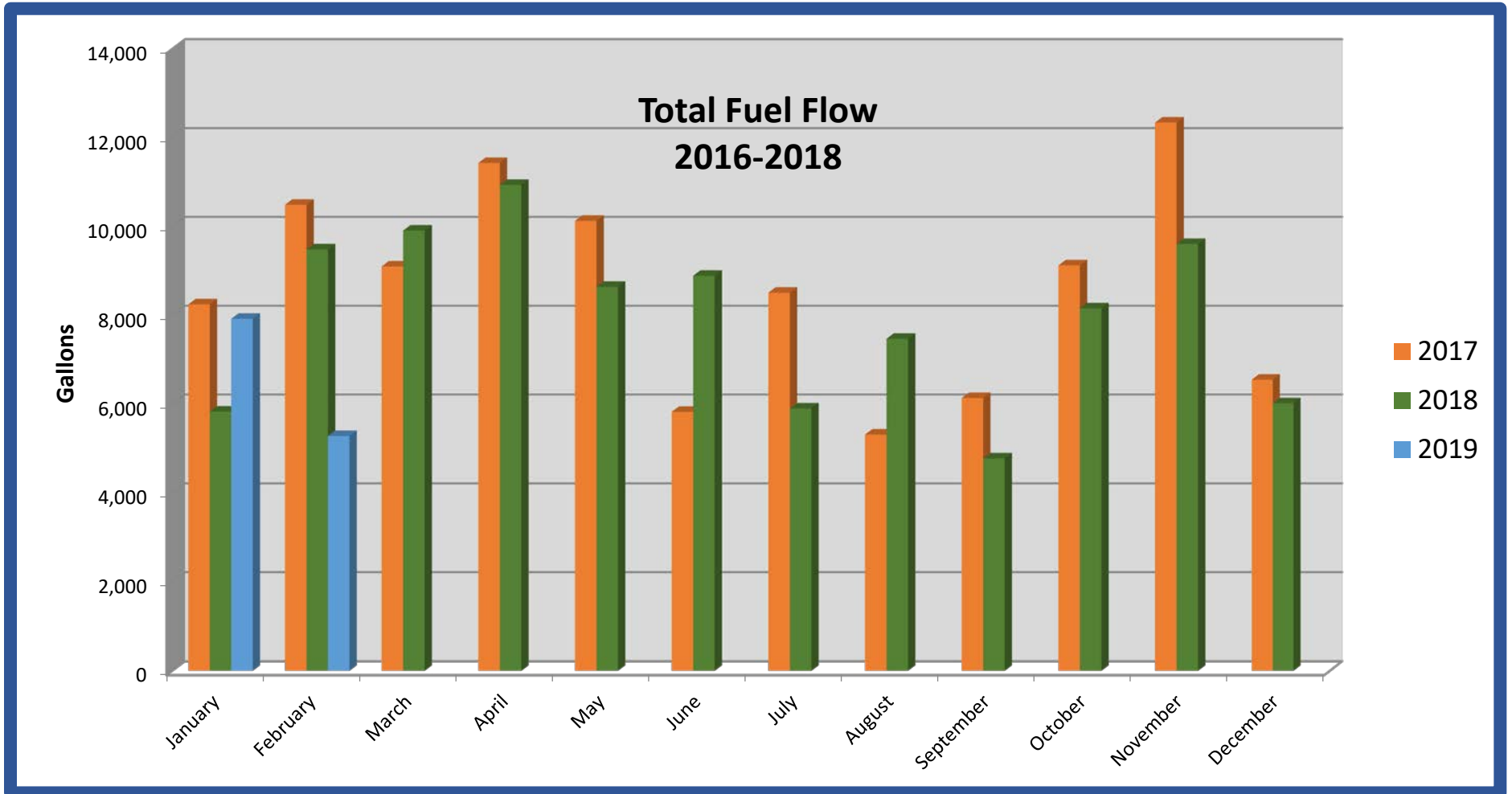
ARW FUEL



ARW FUEL



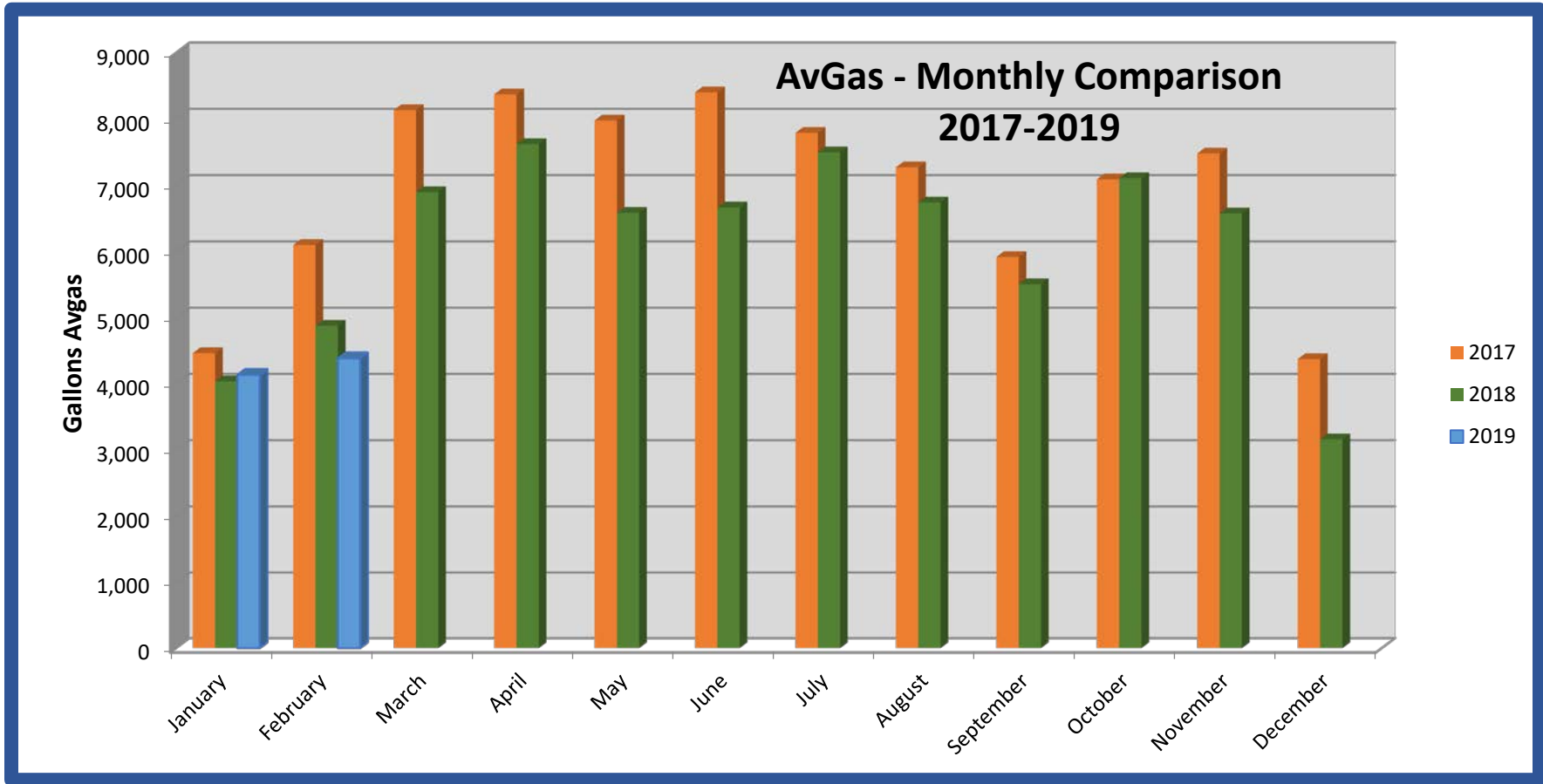
ARW FUEL



HXD FUEL OPS

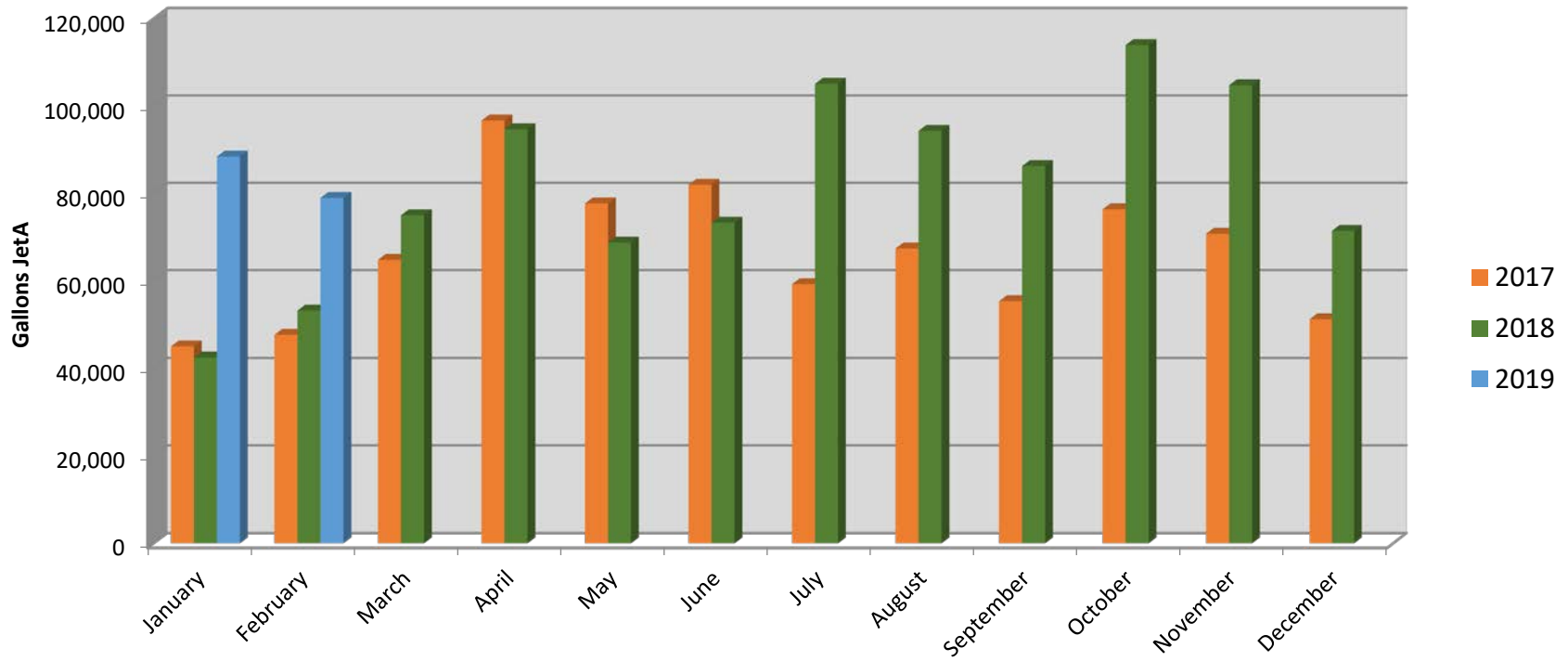
	Avgas	Jet A	Total Flow		Avgas	Jet A	Total Flow		Avgas	Jet A	Total Flow
2019				2018				2017			
January	4,139	88,370	92,509	January	4,041	42,497	46,538	January	4,467	45,026	49,493
February	4,390	78,906	83,296	February	4,880	53,227	58,107	February	6,099	47,695	53,794
March				March	6,896	74,934	81,830	March	8,133	64,731	72,864
April				April	7,621	94,628	102,249	April	8,371	96,634	105,005
May				May	6,585	68,675	75,260	May	7,977	77,640	85,617
June				June	6,666	73,235	79,901	June	8,402	81,923	90,325
July				July	7,496	105,053	112,549	July	7,791	59,155	66,946
August				August	6,739	94,267	101,006	August	7,271	67,324	74,595
September				September	5,508	86,201	91,709	September	5,917	55,400	61,317
October				October	7,107	113,912	121,019	October	7,089	76,303	83,392
November				November	6,575	104,722	111,297	November	7,480	70,708	78,188
December				December	3,165	71,363	74,528	December	4,376	51,252	55,628
2019 Total	8,529	167,276	175,805	2018 Total	73,279	982,714	1,055,993	2017 Total	83,373	793,791	877,164

HXD FUEL

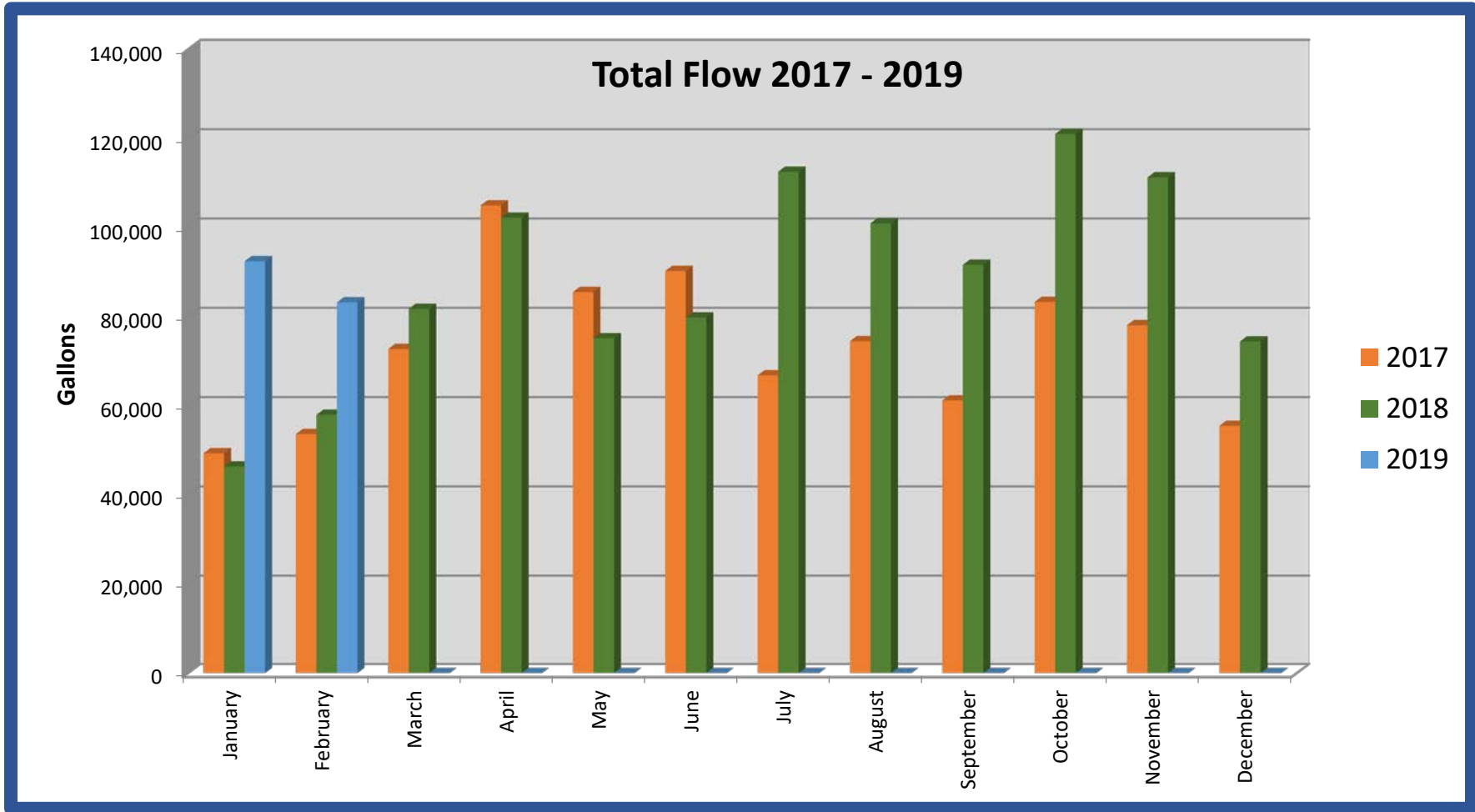


HXD FUEL

Jet A - Monthly Comparison 2017 - 2019



HXD FUEL



HXD ENPLANEMENT/DEPLANEMENT

HILTON HEAD ISLAND PASSENGER ENPLANEMENTS(departures) 2014-2025

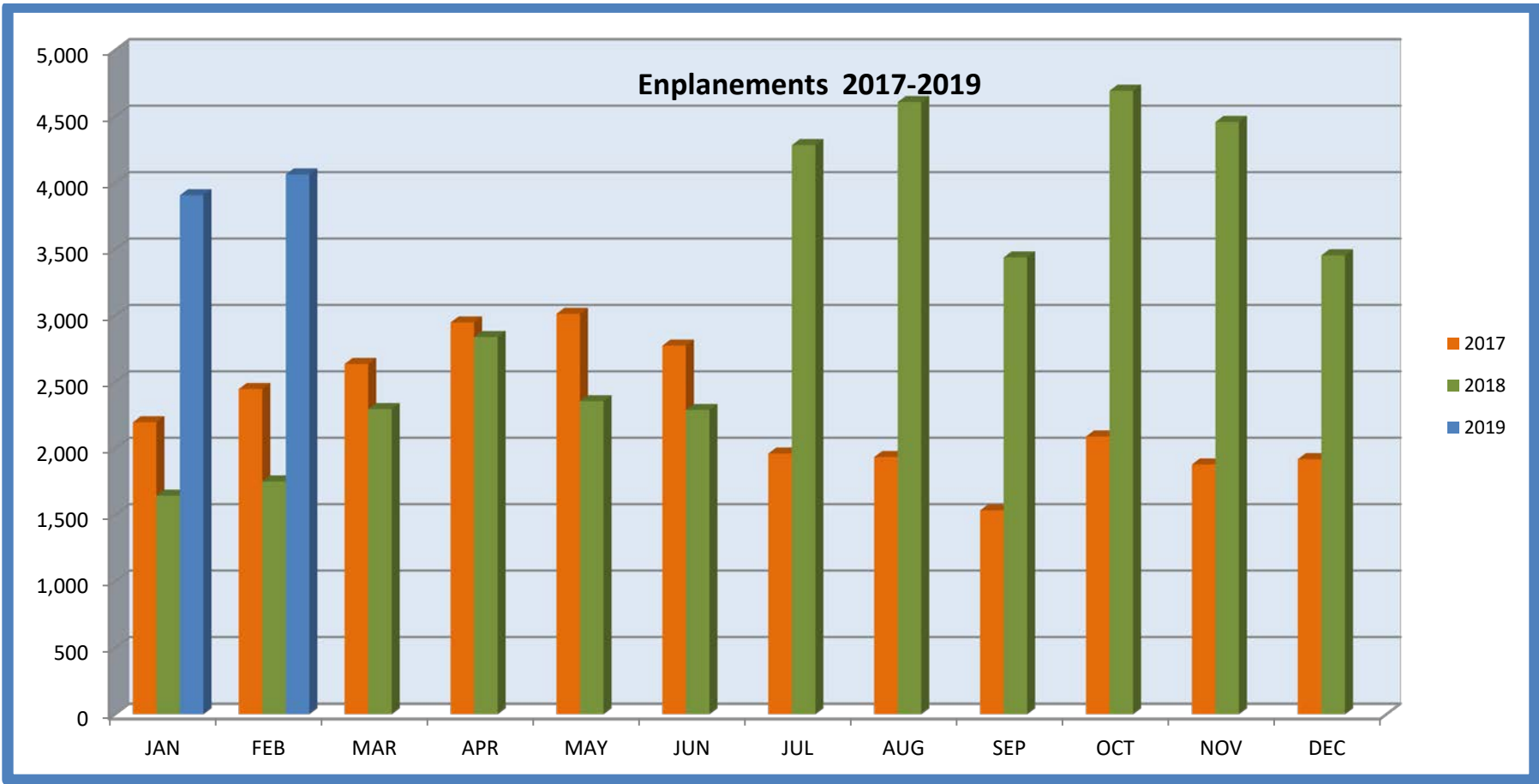
	2014	2015	2016	2017	2018	2019	2020	2021	2022	2023	2024	2025
JAN	2,725	2,896	2,032	2,197	1,644	3,906						
FEB	2,182	2,418	2,011	2,447	1,751	4,063						
MAR	4,782	3,318	3,099	2,636	2,296							
APR	5,301	3,664	2,941	2,948	2,838							
MAY	5,907	4,169	3,196	3,013	2,355							
JUN	5,337	3,696	2,749	2,774	2,289							
JUL	5,712	3,731	2,722	1,961	4,284							
AUG	5,507	3,574	2,822	1,935	4,608							
SEP	4,547	3,041	2,788	1,533	3,438							
OCT	5,395	3,267	1,814	2,090	4,693							
NOV	4,056	2,691	2,348	1,879	4,458							
DEC	3,224	1,733	2,398	1,919	3,454							
TOTALS	54,675	38,198	30,920	27,332	38,108	7,969	0	0	0	0	0	0

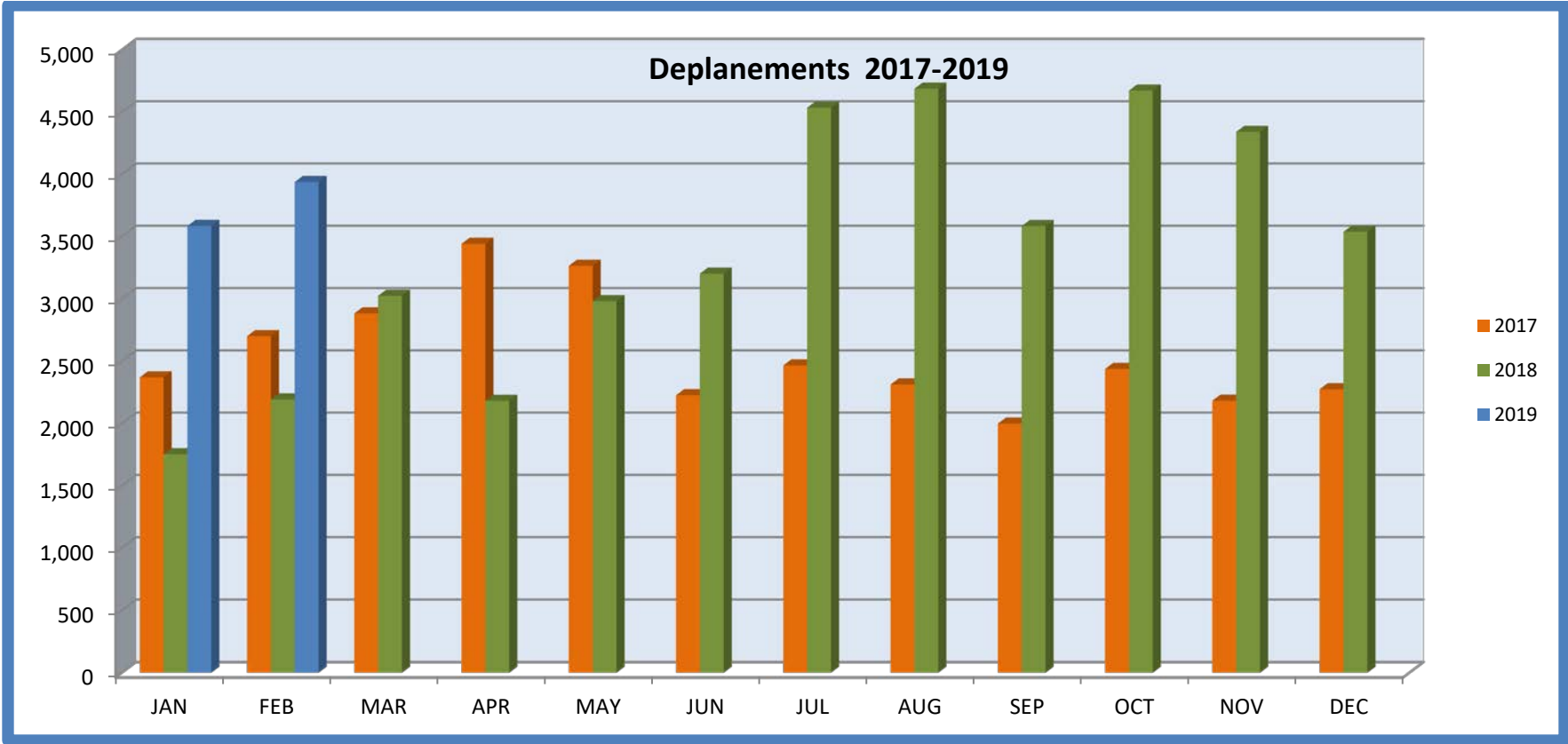
HILTON HEAD ISLAND PASSENGER DEPLANEMENTS(arrivals) 2014-2025

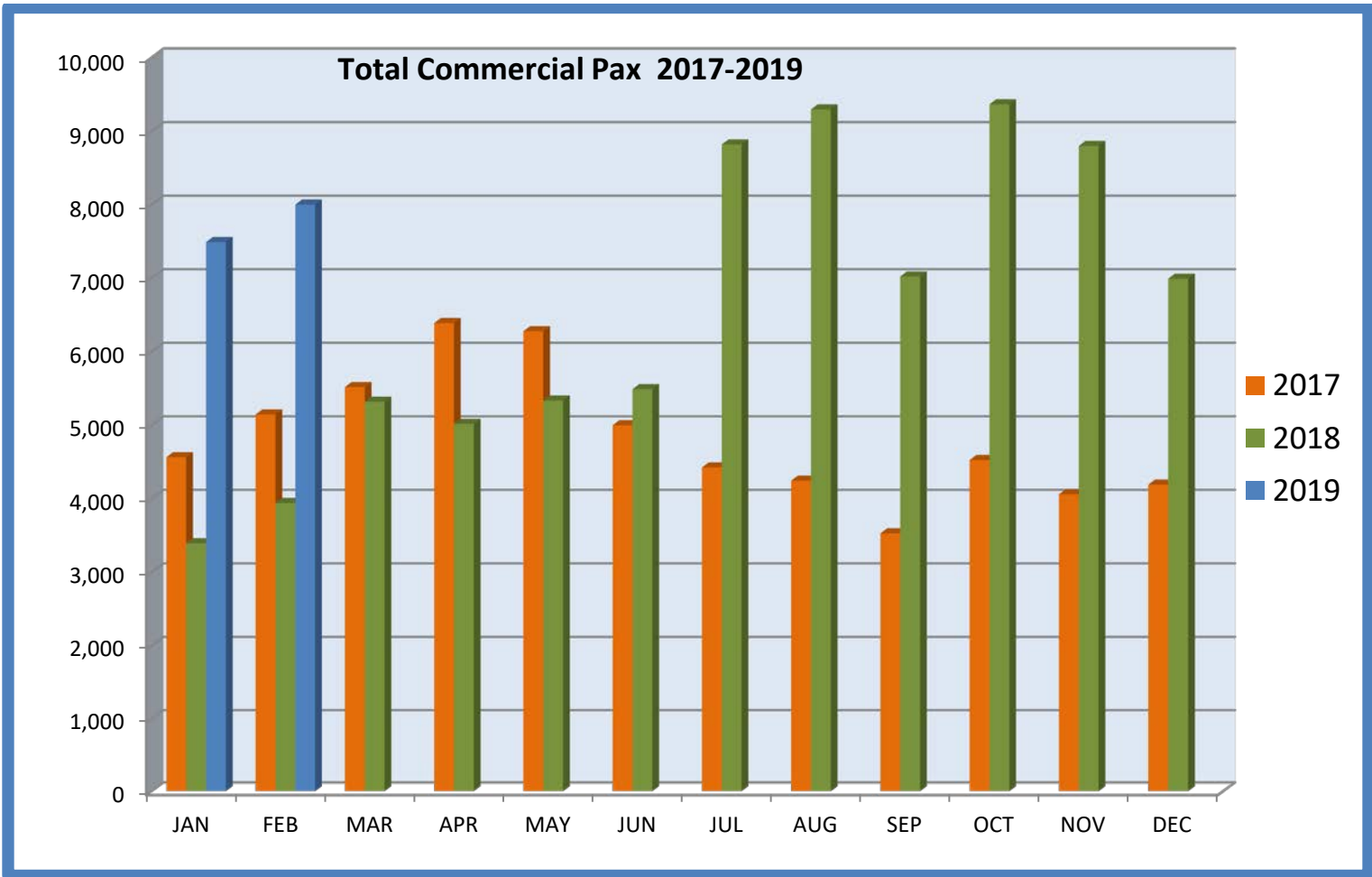
	2014	2015	2016	2017	2018	2019	2020	2021	2022	2023	2024	2025
JAN	2,523	2,643	1,909	2,369	1,752	3,585						
FEB	2,382	2,637	2,094	2,700	2,192	3,938						
MAR	5,510	3,630	3,515	2,883	3,024							
APR	5,477	3,830	3,100	3,442	2,181							
MAY	6,131	4,396	3,467	3,265	2,981							
JUN	5,887	4,033	3,098	2,226	3,202							
JUL	6,070	4,159	3,421	2,465	4,534							
AUG	5,865	3,677	3,257	2,312	4,687							
SEP	4,448	3,424	3,092	1,998	3,584							
OCT	5,472	3,405	1,969	2,437	4,672							
NOV	3,878	2,745	2,385	2,182	4,340							
DEC	3,272	1,709	2,444	2,274	3,538							
TOTALS	56,915	40,288	33,751	30,553	40,687	7,523	0	0	0	0	0	0

TOTAL PASSENGER ENPLANEMENTS & DEPLANEMENTS 2014-2025

	2014	2015	2016	2017	2018	2019	2020	2021	2022	2023	2024	2025
JAN	5,248	5,539	3,941	4,566	3,396	7,491						
FEB	4,564	5,055	4,105	5,147	3,943	8,001						
MAR	10,292	6,948	6,614	5,519	5,320							
APR	10,778	7,494	6,041	6,390	5,019							
MAY	12,038	8,565	6,663	6,278	5,336							
JUN	11,224	7,729	5,847	5,000	5,491							
JUL	11,782	7,890	6,143	4,426	8,818							
AUG	11,372	7,251	6,079	4,247	9,295							
SEP	8,995	6,465	5,880	3,531	7,022							
OCT	10,867	6,672	3,783	4,527	9,365							
NOV	7,934	5,436	4,733	4,061	8,798							
DEC	6,496	3,442	4,842	4,193	6,992							
TOTALS	111,590	78,486	64,671	57,885	78,795	15,492						







HXD TOWER REPORT

ITINERATE			LOCAL										YTD Total
TOWER	AIR TAXI	GA	MILITARY	LOCAL GA	LOCAL MIL	VFR	IFR	Total	After Hrs. GA	After Hrs. Comm	Total Ops	Ops	
January	248	1,265	26	198	32	1,012	923	1,935	29	0	1,964	1,964	
February	202	1,107	39	189	24	806	904	1,710	24	0	1,734	3,698	
March													
April													
May													
June													
July													
August													
September													
October													
November													
December												3,698	
TOTALS 2019	450	2,372	65	387	56	1,818	1,827	3,645	53	0	3,698		
ITINERATE			LOCAL										YTD Total
TOWER	AIR TAXI	GA	MILITARY	LOCAL GA	LOCAL MIL	VFR	IFR	Total	After Hrs. GA	After Hrs. Comm	Total Ops	Ops	
January	321	1,041	19	132	21	765	769	1,534	0	0	1,534	1,534	
February	368	1,312	28	202	20	683	1,247	1,930	0	0	1,930	3,464	
March	465	1,819	21	148	22	1,027	1,448	2,475	0	0	2,475	5,939	
April	584	2,207	11	138	22	1,578	1,384	2,962	0	0	2,962	8,901	
May	434	1,734	16	96	26	1,091	1,215	2,306	0	0	2,306	11,207	
June	411	2,030	13	180	12	1,385	1,261	2,646	0	0	2,646	13,853	
July	364	2,147	14	132	28	1,513	1,324	2,837	0	0	2,837	16,690	
August	302	1,921	22	150	52	1,466	1,161	2,627	0	30	2,657	19,347	
September	224	1,370	20	110	22	917	979	1,896	0	25	1,921	21,268	
October	341	1,819	21	175	70	1,228	1,379	2,607	0	29	2,636	23,904	
November	288	1,201	17	90	20	855	1,233	2,088	0	28	2,116	26,020	
December	201	1,129	9	100	10	716	896	1,612	0	26	1,638	27,658	
TOTALS 2018	4,303	19,730	211	1,653	325	13,224	14,296	27,520	0	138	27,658		
ITINERATE			LOCAL										YTD Total
TOWER	AIR TAXI	GA	MILITARY	LOCAL GA	LOCAL MIL	VFR	IFR	Total	After Hrs. GA	After Hrs. Comm	Total Ops	Ops	
January	308	1,154	18	200	92	984	788	1,772	65	3	1,840	1,840	
February	367	1,666	42	256	72	1,358	1,045	2,403	83	0	2,486	4,326	
March	448	1,902	24	312	22	1,206	1,503	2,709	96	0	2,805	7,131	
April	636	2,163	20	172	20	1,372	1,638	3,010	0	0	3,010	10,141	
May	548	2,073	28	334	8	1,590	1,401	2,991	0	0	2,991	13,132	
June	525	2,190	40	194	34	1,316	1,667	2,983	0	2	2,985	16,117	
July	463	2,360	17	204	30	1,853	1,221	3,074	0	0	3,074	19,191	
August	412	2,075	9	254	18	1,329	1,456	2,785	0	0	2,785	21,976	
September	383	1,500	18	146	4	1,003	1,048	2,051	0	0	2,051	24,027	
October	453	1,753	30	75	30	988	1,352	2,340	0	0	2,340	26,367	
November	436	1,741	39	100	6	1,138	1,184	2,322	0	0	2,322	28,689	
December	346	1,260	32	231	26	1,013	882	1,895	0	0	1,895	30,584	
TOTALS 2017	5,325	21,837	317	2,478	362	15,150	15,185	30,335	244	5	30,584		

