



AGENDA
AIRPORTS BOARD
Thursday November 16, 2017
1:30 p.m.

Beaufort County Government Building, County Council Chambers

NO AUDIO/VIDEO WILL BE AVAILABLE AT THE HILTON HEAD ISLAND LIBRARY

1. CALL TO ORDER
2. PLEDGE OF ALLEGIANCE
3. APPROVAL OF OCTOBER MINUTES
4. PUBLIC COMMENT - Limited to Three Minutes Each Person
5. AIRPORT UPDATES – Jon Rembold
6. DIRECTOR’S REPORT - Jon Rembold
7. NEW BUSINESS - Jon Rembold
 - Capital Improvement Projects List (Vote to fwd to Council/ FAA)
 - Privatize ATC
8. UNFINISHED BUSINESS - Jon Rembold
9. PUBLIC COMMENT - Limited to Three Minutes Each Person
10. FUTURE MEETINGS

Airports Board: The next meeting will be held on Thursday, December 21, 2017, 1:30 pm at Hilton Head Island Town Hall, Council Chambers.

ADJOURNMENT



AIRPORTS BOARD

October 19, 2017

The electronic and print media were duly notified in
Accordance with the State Freedom of Information Act

Notification: To view video of full discussion of this meeting please visit
http://beaufort.granicus.com/ViewPublisher.php?view_id=2

The Airports Board met on Thursday, October 19, at 1:30 p.m. at Beaufort County Government Building, County Council Chambers. Chairman Sells called the meeting to order and led the attendees in the Pledge of Allegiance.

ATTENDANCE

Airports Board Members: Rich Sells, Lex Brown, Dan Ahern, Anne Esposito, Leslie Adlam, Blakely Williams, Wally Wallace and Greg Viventi (Absent: Jim Buckley, Howard Ackerman and Barry Wilbur)

County Staff: Jon Rembold, Airports Director; Renee' M. Ford, Airports Administrative Assistant; Public: Judy Elder - Talbert, Bright and Ellington

MOTION TO ACCEPT MINUTES

Motion: It was moved by Ms. Williams seconded by Mr. Ahern that the September 21, 2017 meeting minutes be approved. The vote was FOR – Rich Sells, Lex Brown, Dan Ahern, Anne Esposito, Leslie Adlam, Blakely Williams, Wally Wallace and Greg Viventi
AGAINST – None. ABSENT – Jim Buckley, Howard Ackerman and Barry Wilbur.

MOTION PASSED.

PUBLIC COMMENTS – None

AIRPORT PROJECT UPDATES

LADY'S ISLAND PROJECT UPDATE

INTERGOVERNMENTAL AGREEMENT:

Mr. Rembold stated we received the signed Intergovernmental Agreement between the City of Beaufort and the County of Beaufort. This agreement pertains to a parcel(s) of land located at Beaufort County Airport (ARW).

GATES – Mr. Rembold stated, due to the increase in development around ARW, an RFP will be issued to upgrade to a control gate(s) to improve security on ARW property.

BEAUFORT AVIATION ASSOCIATION:

Mr. Rembold reported a new group has formed called, Beaufort Aviation Association. The group consists of persons in aviation field/pilots, who will be advocates for the airport. Dan Ahern, Wally Wallace and Lex Brown are part of the group. Their interest is to introduce the youth to

the aviation field through the Young Eagle program; to host an open house to the community to give them a better understanding/advantages of the airport; and to educate on the economic growth aviation gives to a community.

Charts were displayed for AvGas, Jet A sales and aircraft operations. It was noted, the counters were inoperable due to hurricane Irma; September numbers were unavailable.

HILTON HEAD PROJECT UPDATE

Mr. Rembold displayed before and after photos of the improvements at Hilton Head Island Airport; front entrance area, landscaping. We will continue to make small aesthetic improvements

RWY 21 Project Update – The drainage is approximately 95% complete; Sub-grade preparation to be completed before the final grading prep for asphalt. Mr. Rembold presented photos of the storm drain installation conducted afterhours.

Bldg. Demo – Mr. Rembold met with the architect to discuss the demolition of 154 Beach City Road. Work on TW F to be shifted so the focus will be on TW A and the runway itself.

Charts displayed for AvGas, Jet A sales, Total Aircraft Operations and Enplanements/Deplanements.

DIRECTOR'S REPORT

Mr. Rembold announced the SC Aviation Association Conference to be held at the Sonesta Resort, Hilton Head Island in 2019.

FAA Capital Improvements Projects Lists – Mr. Rembold stated, this document serves as the primary planning tool for the FAA to prioritize development and capital needs. A draft of the lists will be available to the board at the November meeting for their approval.

NEW BUSINESS – None

UNFINISHED BUSINESS – Mr. Rembold conveyed the **ATAX presentation** would take place October 26th, between 9:10AM – 9:30AM at the Town of Hilton Head. Mr. Rembold encouraged the board members to attend.

County Council approved contracts for TB&E work authorizations for ARW, RWY3 HXD EMAS Production and RWY21 HXD EMAS Installation

Mr. Rembold reminded the board of the 2017 Motoring Festival & Concours d'Elegance Aero Expo to be held November 3rd (Flights & Fancy Gala); November 4th and 5th Aero Expo. Hangar tenants can receive two tickets by contacting the Airport Administration office by Friday, October 20th, 2017.

PUBLIC COMMENTS – None

FUTURE MEETINGS

The next Airports Board meeting will be Thursday, November 16, 2017, 1:30pm, Beaufort County Government Building, County Council Chambers.

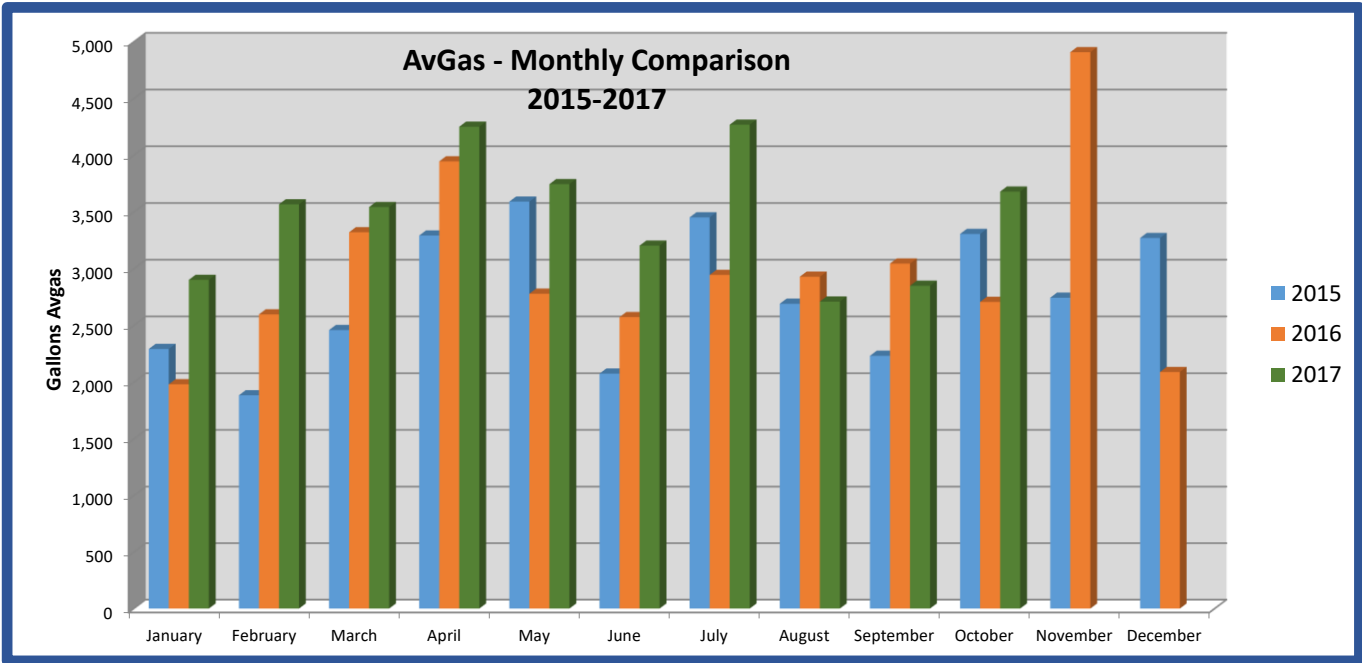
ADJOURNMENT – 2:10 PM

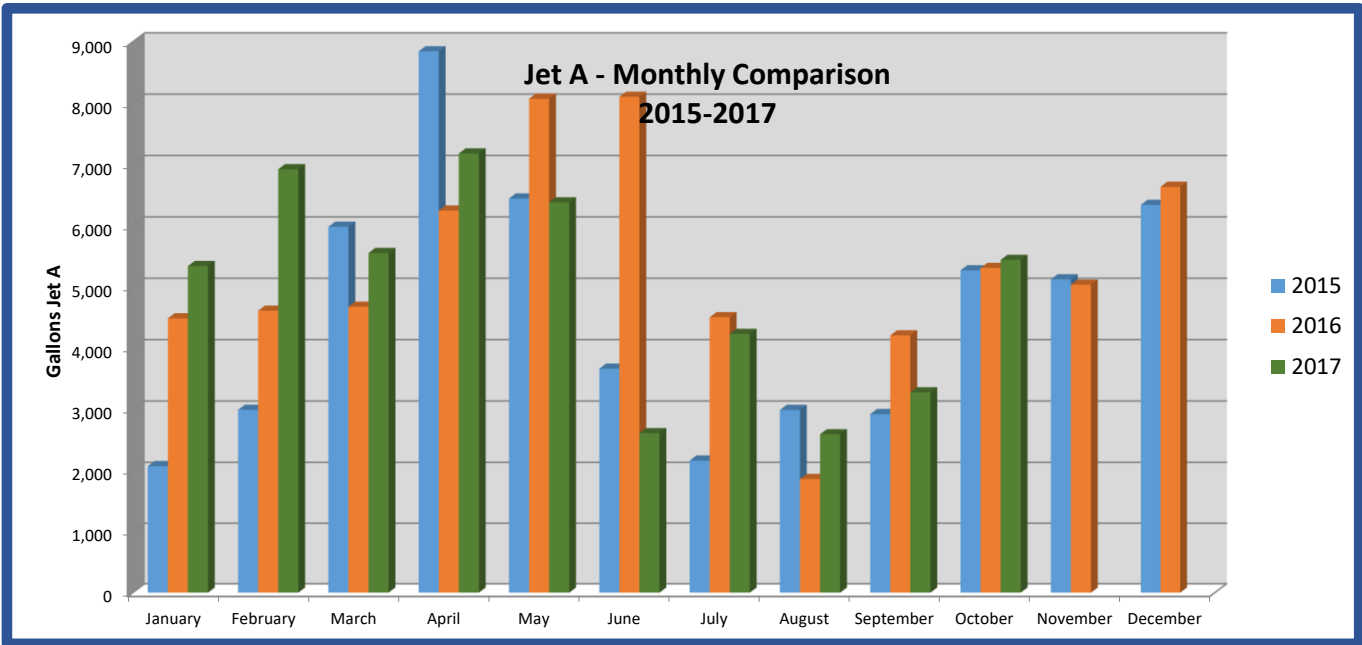
ARW FUEL OPS

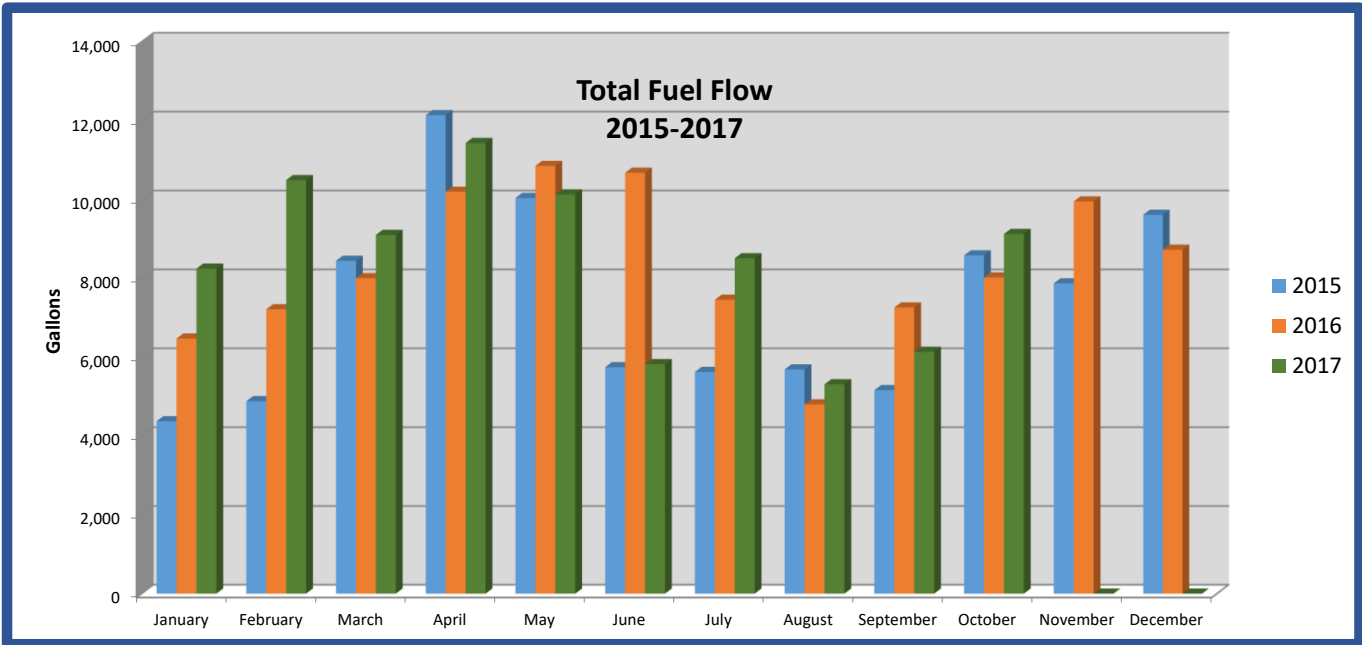
	Avgas	Jet A	Total Flow	Total Flight Ops
2017				
January	2,902	5,347	8,249	1,744
February	3,568	6,924	10,492	2,110
March	3,544	5,559	9,103	2,023
April	4,252	7,181	11,433	2,285
May	3,746	6,384	10,130	2,105
June	3,204	2,623	5,827	1,253
July	4,270	4,241	8,511	1,729
August	2,711	2,605	5,316	1,202
September	2,850	3,289	6,139	** Unk
October	3,680	5,447	9,127	** Unk
November			0	
December			0	
2017 Total	34,727	49,600	84,327	14,451

	Avgas	Jet A	Total Flow	Total Flight Ops
2016				
January	1,982	4,494	6,476	1,274
February	2,598	4,619	7,217	1,679
March	3,322	4,684	8,006	1,766
April	3,947	6,251	10,198	2,134
May	2,780	8,072	10,852	2,177
June	2,574	8,105	10,679	2,198
July	2,946	4,513	7,459	1,694
August	2,930	1,877	4,807	1,082
September	3,046	4,217	7,263	1,805
October	2,708	5,316	8,024	1,910
November	4,909	5,043	9,952	2,042
December	2,090	6,638	8,728	1,882
2016 Total	35,832	63,829	99,661	21,643

	Avgas	Jet A	Total Flow	Total Flight Ops
2015				
January	2,293	2,086	4,379	1,122
February	1,885	3,004	4,889	1,069
March	2,460	5,987	8,447	1,998
April	3,293	8,846	12,139	2,349
May	3,592	6,447	10,039	2,113
June	2,076	3,674	5,750	1,119
July	3,453	2,177	5,630	1,043
August	2,692	3,002	5,694	1,028
September	2,233	2,935	5,168	1,105
October	3,307	5,277	8,584	2,010
November	2,745	5,130	7,875	1,845
December	3,271	6,343	9,614	2,089
2015 Total	33,300	54,908	88,208	18,890



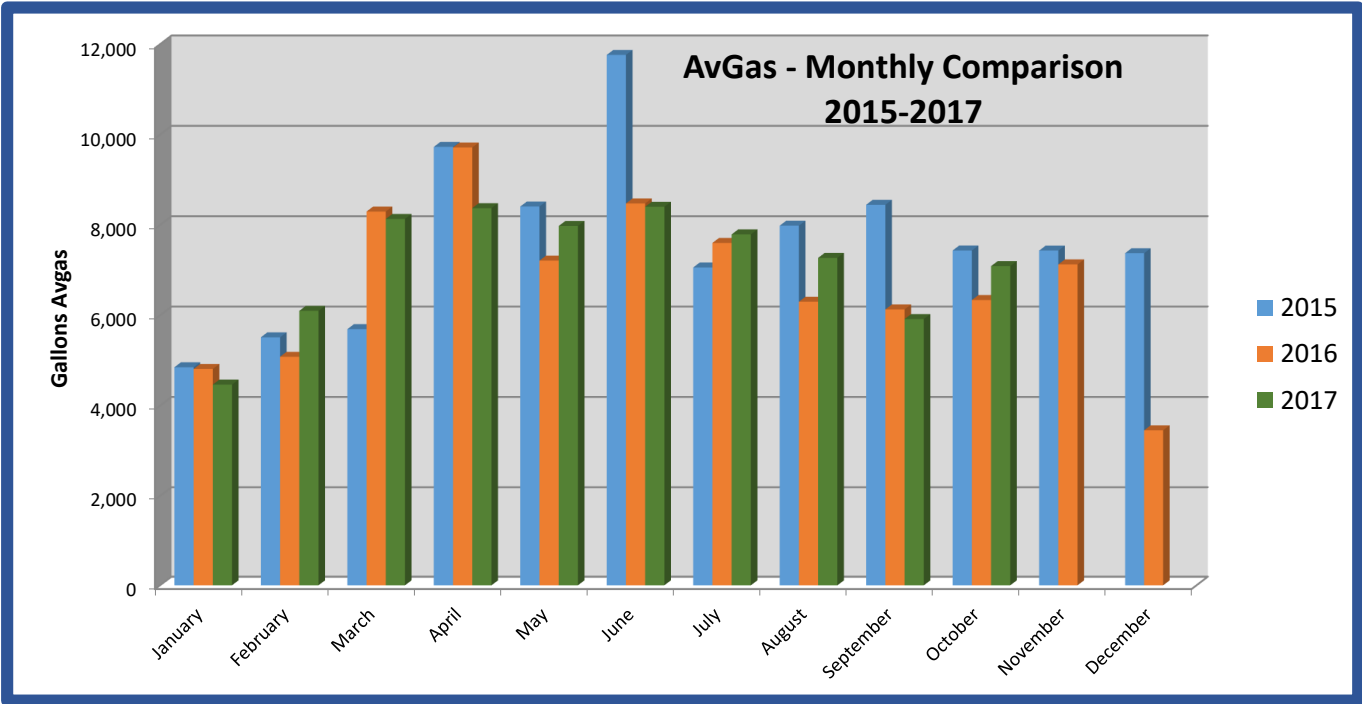


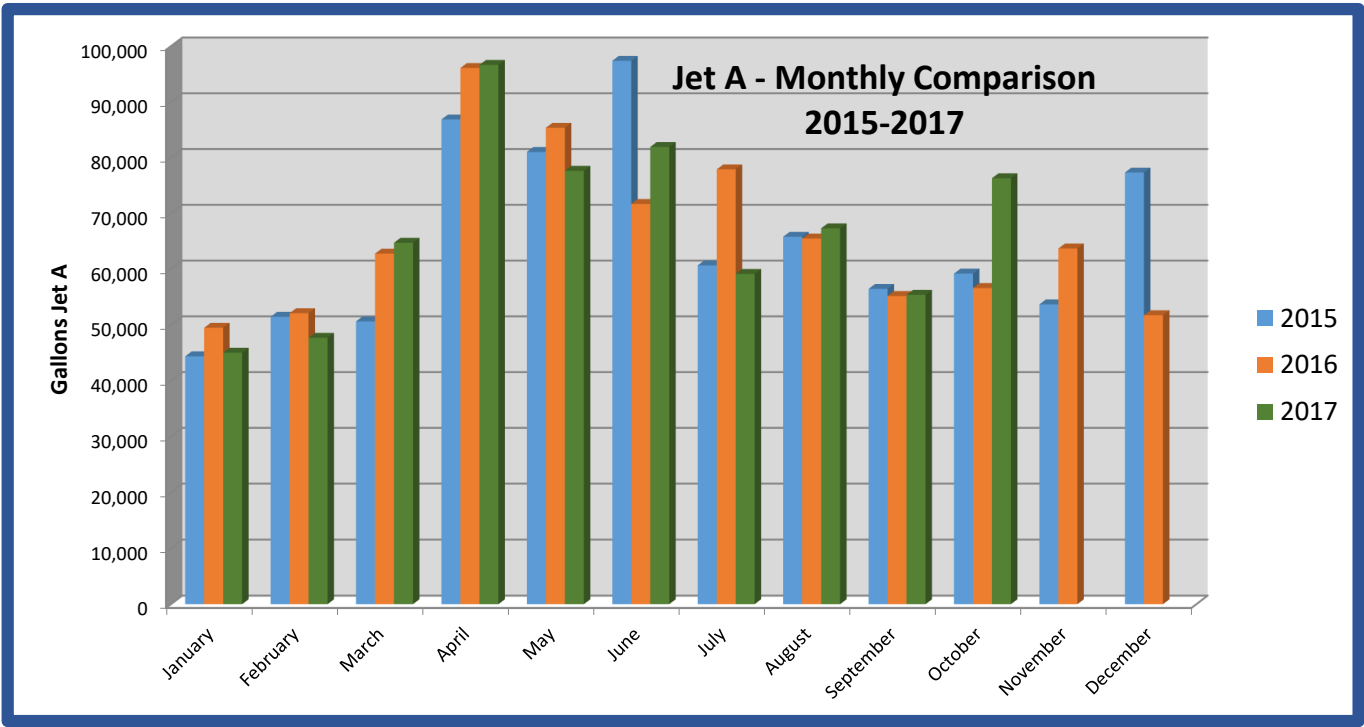


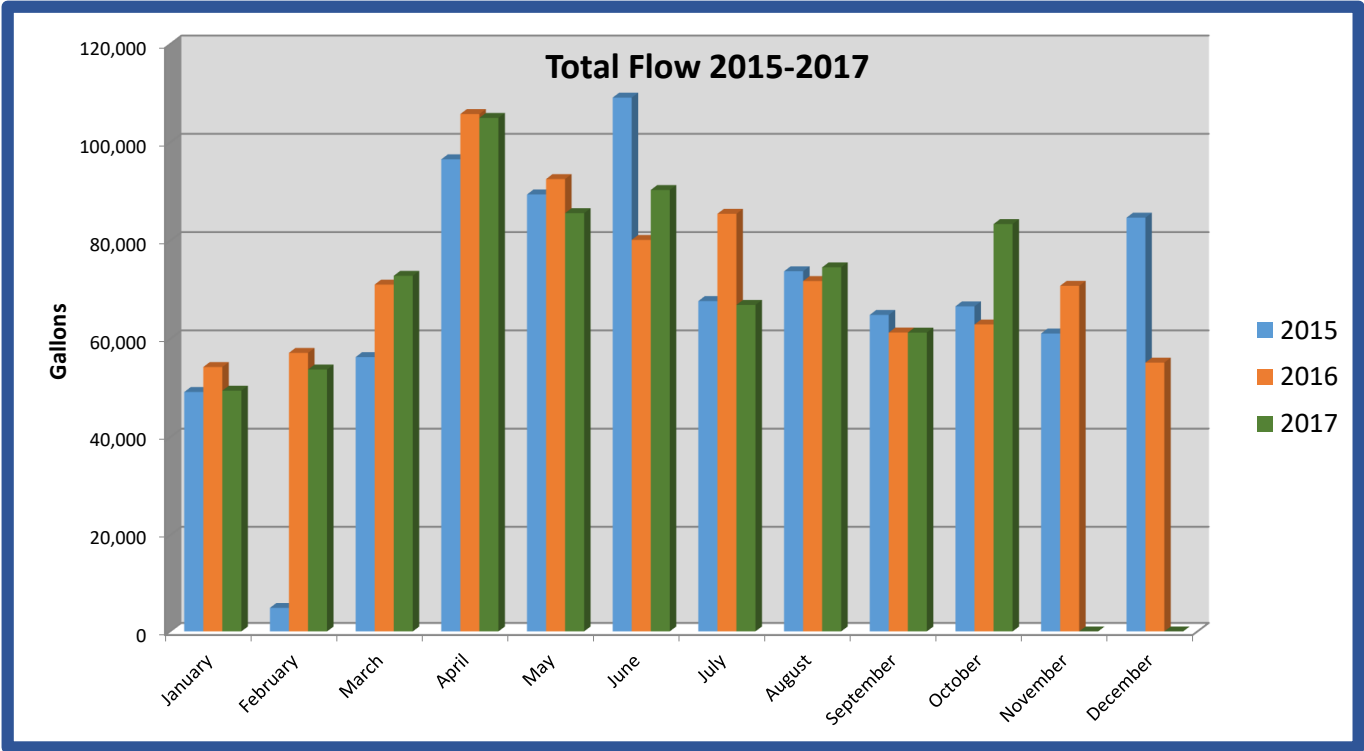
HXD FUEL OPS

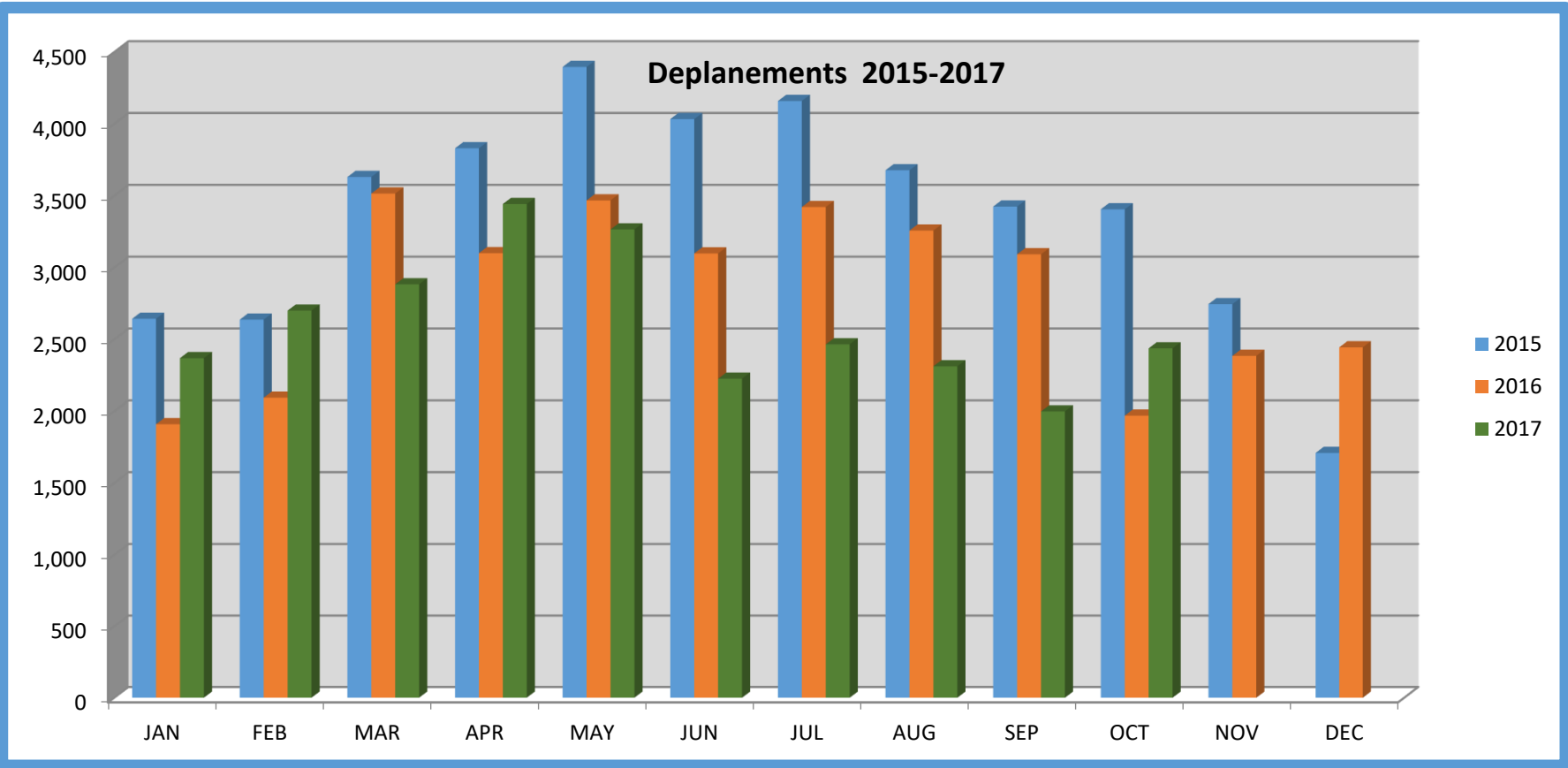
	Avgas	Jet A	Total Flow			Avgas	Jet A	Total Flow
2017				2016				
January	4,467	45,026	49,493	January	4,813	49,489	54,302	
February	6,099	47,695	53,794	February	5,082	52,104	57,186	
March	8,133	64,731	72,864	March	8,296	62,786	71,082	
April	8,371	96,634	105,005	April	9,714	96,077	105,791	
May	7,977	77,640	85,617	May	7,211	85,347	92,558	
June	8,402	81,923	90,325	June	8,476	71,700	80,176	
July	7,791	59,155	66,946	July	7,602	77,893	85,495	
August	7,271	67,324	74,595	August	6,301	65,499	71,800	
September	5,917	55,400	61,317	September	6,130	55,190	61,320	
October	7,089	76,303	83,392	October	6,338	56,624	62,962	
November			0	November	7,127	63,711	70,838	
December			0	December	3,455	51,740	55,195	
2017 Total	71,517	671,831	743,348	2016 Total	80,545	788,160	868,705	

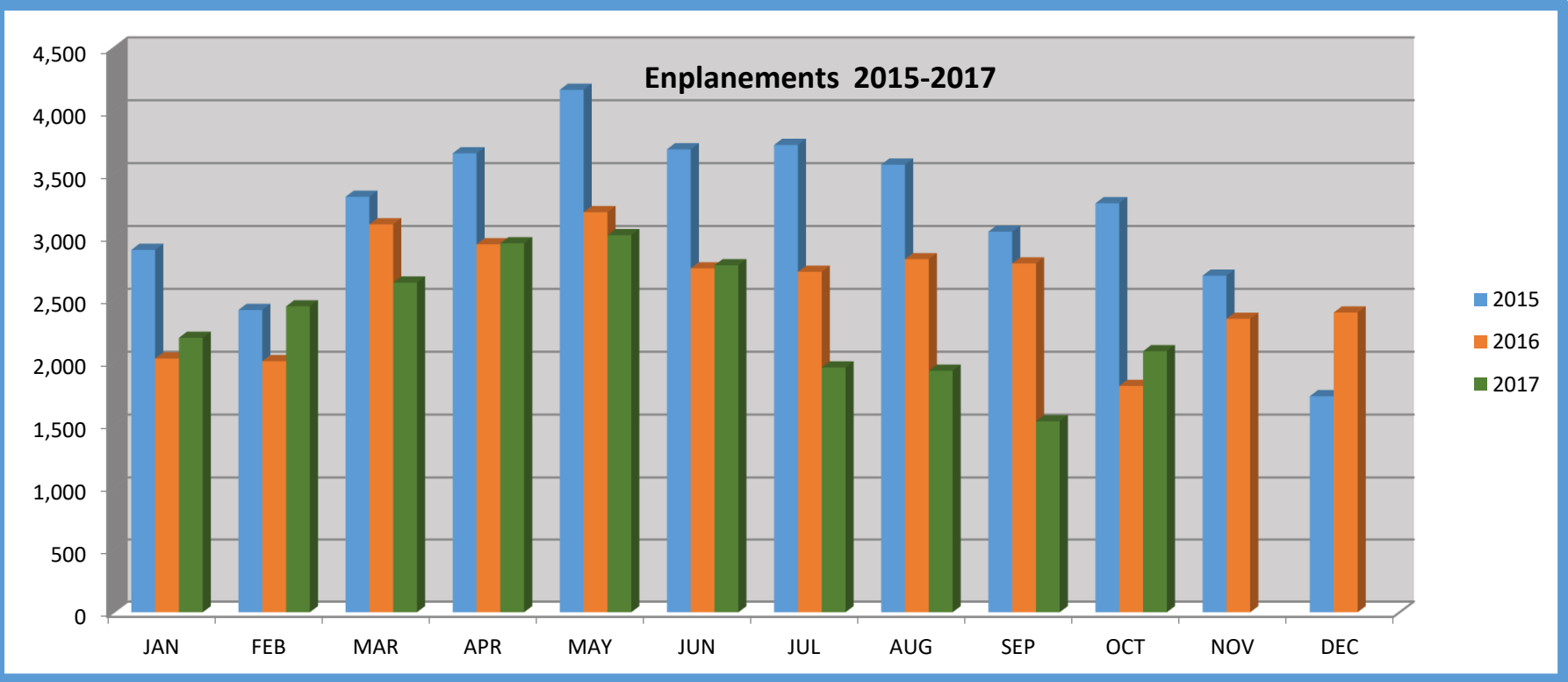
	Avgas	Jet A	Total Flow
2015			
January	4,850	44,370	49,220
February	5,513	51,463	4,889
March	5,694	50,635	56,329
April	9,728	86,852	96,580
May	8,408	81,019	89,427
June	11,763	97,366	109,129
July	7,059	60,679	67,738
August	7,984	65,808	73,792
September	8,446	56,467	64,913
October	7,434	59,213	66,647
November	7,433	53,689	61,122
December	7,375	77,324	84,699
2015 Total	91,687	784,885	824,485



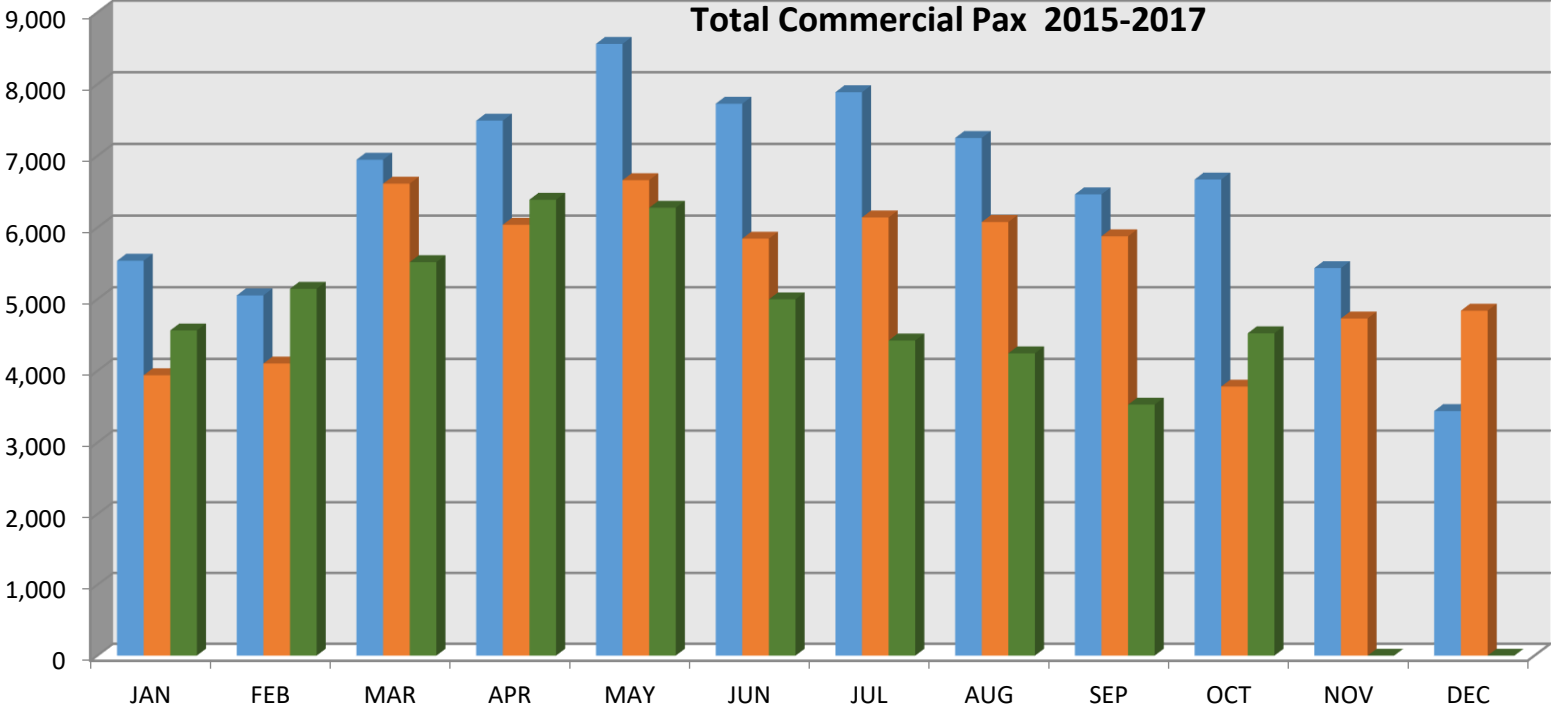








Total Commercial Pax 2015-2017



- 2015
- 2016
- 2017

HXD TOWER REPORT

ITINERATE			LOCAL									YTD Total
TOWER	AIR TAXI	GA	MILITARY	LOCAL GA	LOCAL MIL	VFR	IFR	Total	After Hrs. GA	After Hrs. Comm	Total Ops	Ops
January 2017	308	1,154	18	200	92	984	788	1,772	65	3	1,840	1,840
February 2017	367	1,666	42	256	72	1,358	1,045	2,403	83	0	2,486	4,326
March 2017	448	1,902	24	312	22	1,206	1,503	2,709	96	0	2,805	7,131
April 2017	636	2,163	20	172	20	1,372	1,638	3,010	0	0	3,010	10,141
May 2017	548	2,073	28	334	8	1,590	1,401	2,991	0	0	2,991	13,132
June 2017	525	2,190	40	194	34	1,316	1,667	2,983	0	2	2,985	16,117
July 2017	463	2,360	17	204	30	1,853	1,221	3,074	0	0	3,074	19,191
August 2017	412	2,075	9	254	18	1,329	1,456	2,785	0	0	2,785	21,976
September 2017	383	1,500	18	146	4	1,003	1,048	2,051	0	0	2,051	24,027
October 2017	453	1,753	30	75	30	988	1,352	2,340	0	0	2,340	26,367
November 2017								0			0	26,367
December 2017								0			0	26,367
TOTALS 2017	4,543	18,836	246	2,147	330	12,999	13,119	26,118	244	5	26,367	
ITINERATE			LOCAL									YTD Total
TOWER	AIR TAXI	GA	MILITARY	LOCAL GA	LOCAL MIL	VFR	IFR	Total	After Hrs. GA	After Hrs. Comm	Total Ops	Ops
January 2016	386	1,367	8	206	30	1,073	924	1,997	186	5	2,188	2,188
February 2016	393	1,490	32	316	48	1,326	953	2,279	166	0	2,445	4,633
March 2016	711	1,856	45	214	76	1,540	1,362	2,902	113	41	3,056	7,689
April 2016	747	1,966	30	218	14	1,402	1,573	2,975	126	44	3,145	10,834
May 2016	569	1,883	24	299	36	1,399	1,412	2,811	126	48	2,985	13,819
June 2016	441	1,996	31	286	42	1,607	1,189	2,796	132	22	2,950	16,769
July 2016	490	2,317	21	330	18	1,870	1,306	3,176	22	26	3,224	19,993
August 2016	461	1,818	18	285	52	1,485	1,149	2,634	60	31	2,725	22,718
September 2016	424	1,526	24	184	51	1,070	1,139	2,209	54	15	2,278	24,996
October 2016	340	1,501	17	160	12	1,042	988	2,030	46	0	2,076	27,072
November 2016	463	1,725	21	108	37	1,112	1,242	2,354	68	3	2,425	29,497
December 2016	337	1,100	16	119	40	750	862	1,612	190	8	1,810	31,307
TOTALS 2016	5,762	20,545	287	2,725	456		14,099	29,775	1,289	243	31,307	
ITINERATE			LOCAL									YTD Total
TOWER	AIR TAXI	GA	MILITARY	LOCAL GA	LOCAL MIL	VFR	IFR	Total	After Hrs. GA	After Hrs. Comm	Total Ops	Ops
January 2015	485	1,201	26	282	26	1,044	976	2,020	67	8	2,095	2,095
February 2015	408	1,257	16	448	26	1,232	923	2,155	69	14	2,238	4,333
March 2015	449	1,478	41	230	62	1,109	1,151	2,260	173	51	2,484	6,817
April 2015	598	2,010	48	380	58	1,489	1,605	3,094	183	57	3,334	10,151
May 2015	679	2,274	27	466	26	1,839	1,633	3,472	135	57	3,664	13,815
June 2015	520	2,092	19	482	27	1,817	1,323	3,140	224	52	3,416	17,231
July 2015	503	2,337	22	308	20	1,741	1,449	3,190	187	61	3,438	20,669
August 2015	474	1,910	36	400	66	1,800	1,086	2,886	196	58	3,140	23,809
September 2015	425	1,627	13	288	26	1,203	1,176	2,379	156	39	2,574	26,383
October 2015	509	1,786	65	224	60	1,232	1,366	2,598	165	41	2,804	29,187
November 2015	488	1,539	19	249	4	1,076	1,223	2,299	200	43	2,542	31,729
December 2015	340	1,250	14	250	22	1,044	832	1,876	210	9	2,095	33,824
TOTALS 2015	5,878	20,761	346	4,007	423	16,626	14,743	31,369	1,965	490	33,824	