



AGENDA
AIRPORTS BOARD

Thursday September 21, 2017

1:30 p.m.

Town of Hilton Head Island, Council Chambers

NO AUDIO/VIDEO WILL BE AVAILABLE AT THE HILTON HEAD ISLAND LIBRARY

1. CALL TO ORDER
2. PLEDGE OF ALLEGIANCE
3. APPROVAL OF AUGUST MINUTES
4. PUBLIC COMMENT - Limited to Three Minutes Each Person
5. AIRPORT UPDATES – Jon Rembold
6. DIRECTOR’S REPORT - Jon Rembold
7. NEW BUSINESS - Jon Rembold
 - Recommendation for Approval EMAS Project:
 1. EMAS Material Procurement/Delivery for RWY 3 End
 2. EMAS Installation at North End of RWY Extension
 - Recommendation of Approval Work Authorization for TB&E:
 1. ARW RWY 7 Obstruction Removal Project Construction Administration
 2. ARW Phase 1 Safety Projects Design and Bidding
8. UNFINISHED BUSINESS - Jon Rembold
 - ATAX Application
9. PUBLIC COMMENT - Limited to Three Minutes Each Person
10. FUTURE MEETINGS

Airports Board: The next meeting will be held on Thursday, October 19, 2017, 1:30 pm at Beaufort County Government Building, County Council Chambers.

ADJOURNMENT



AIRPORTS BOARD

August 17, 2017

The electronic and print media were duly notified in
Accordance with the State Freedom of Information Act

Notification: To view video of full discussion of this meeting please visit
http://beaufort.granicus.com/ViewPublisher.php?view_id=2

The Airports Board met on Thursday, August 17, at 1:30 p.m. at the Town of Hilton Head, Council Chambers. Chairman Sells called the meeting to order and led the attendees in the Pledge of Allegiance.

ATTENDANCE

Airports Board Members: Rich Sells, Dan Ahern, Anne Esposito, Blakely Williams, Howard Ackerman, Wally Wallace, Lex Brown and Greg Viventi (Absent: Leslie Adlam and Jim Buckley)

County Staff: Jon Rembold, Airports Director; Renee' Ford, Administrative Assistant; County Councilman, Rick Caporale. Public: Judy Elder - Talbert, Bright and Ellington; Mike Peery – Signature Flight Support and Dennis Provo – Signature Flight Support.

MOTION TO ACCEPT MINUTES

Motion: It was moved by Mr. Ackerman seconded by Ms. Esposito that the July 20, 2017 meeting minutes be approved. The vote was FOR – Rich Sells, Dan Ahern, Howard Ackerman, Wally Wallace, Anne Esposito, Lex Brown, Greg Viventi and Blakely Williams. _AGAINST – None. ABSENT – Leslie Adlam and Jim Buckley. **MOTION PASSED.**

PUBLIC COMMENTS – None

AIRPORT PROJECT UPDATES

LADY'S ISLAND PROJECT UPDATE

FAA AIP GRANT 13 PROJECT:

Mr. Rembold stated we received the FAA grant to execute the project.

RWY07 TREE OBSTRUCTION REMOVAL – Once the Work Authorizations from TB&E is approved, TB&E will meet with contractor to set schedule. SCE&G will lower the power pole.

PHASE I PROJECTS DESIGN – the reviews and wetlands related permits will be a lengthy process, approximately 12 to 18 months. Projects include RWY safety area improvements, parallel TWY, additional aircraft parking, helicopter landing areas.

Charts were displayed for AvGas, Jet A sales and aircraft operations.

HILTON HEAD PROJECT UPDATE

RWY 21 Extension – Mr. Rembold presented a few photos of the storm drain installation on RWY 21 at HXD. 45 to 50% effort is completed; construction work is on schedule.

Charts were displayed for AvGas, Jet A sales, Total Aircraft Operations and Enplanements/Deplanements.

DIRECTOR'S REPORT

Mr. Rembold stated the **Concours** Event will be held the first weekend in November.

Our annual **Part 139 inspection** at HXD took place on Wednesday, August 16th.

FAA AIP Grant work – have been working diligently in closing and applying for grants.

Air Service Development – had a few meetings with consultant, Sixel; Sixel presented a market study to the Chamber, local resorts, BCAB members, County Council members and local Town of Hilton Head Council officials. The meeting with the Chamber received positive feedback.

NEW BUSINESS – Mr. Rembold requested recommendation for approval for the following projects:

MOTION: RECOMMENDATION for CONTRACT AWARD RWY 3 EXTENSION-CONSTRUCTION

Motion: It was moved by Ms. Esposito seconded by Mr. Wallace for recommendation for Contract Award RWY 3 Extension-Construction. The vote was FOR – Rich Sells, Dan Ahern, Howard Ackerman, Wally Wallace, Anne Esposito, Lex Brown, Greg Viventi and Blakely Williams. AGAINST – None. ABSENT – Leslie Adlam and Jim Buckley. **MOTION PASSED.**

MOTION: BOARD APPROVAL of ATAX APPLICATION

Motion: It was moved by Mr. Viventi seconded by Mr. Ackerman for Board Approval to submit ATAX Application. The vote was FOR – Rich Sells, Dan Ahern, Howard Ackerman, Wally Wallace, Anne Esposito, Lex Brown, Greg Viventi and Blakely Williams. AGAINST – None. ABSENT – Leslie Adlam and Jim Buckley. **MOTION PASSED.**

HXD Public Parking – Mr. Rembold stated Republic Parking submitted a summary of complaints and citations. Republic Parking does listen to customers and give consideration to waive the citation fee as a one-time courtesy to the customers. To-date the number of complaints and citations are near zero. Mr. Ackerman expressed the public parking at Hilton Head Island Airport is not user friendly. If a customer returns earlier, there is no refund or if they return late, there is a \$25 citation. As the airport grows, the county will review the parking situation for customer service improvements.

UNFINISHED BUSINESS – Mr. Rembold summarize the grants. Received Grant 13 for ARW for \$644,338. Grant 41 REILs replacement for HXD for \$87,355. Received Grant 40 for HXD for RWY 3 extension includes EMAS for \$6,548,467. Note partial funding for RWY 3 is from Grant 39 and SCAC will fund 5% of the project cost.

PUBLIC COMMENTS – None

FUTURE MEETINGS

The next Airports Board meeting will be Thursday, September 21, 2017, 1:30pm, Town of Hilton Head Island, Council Chambers.

ADJOURNMENT – 2:10 PM

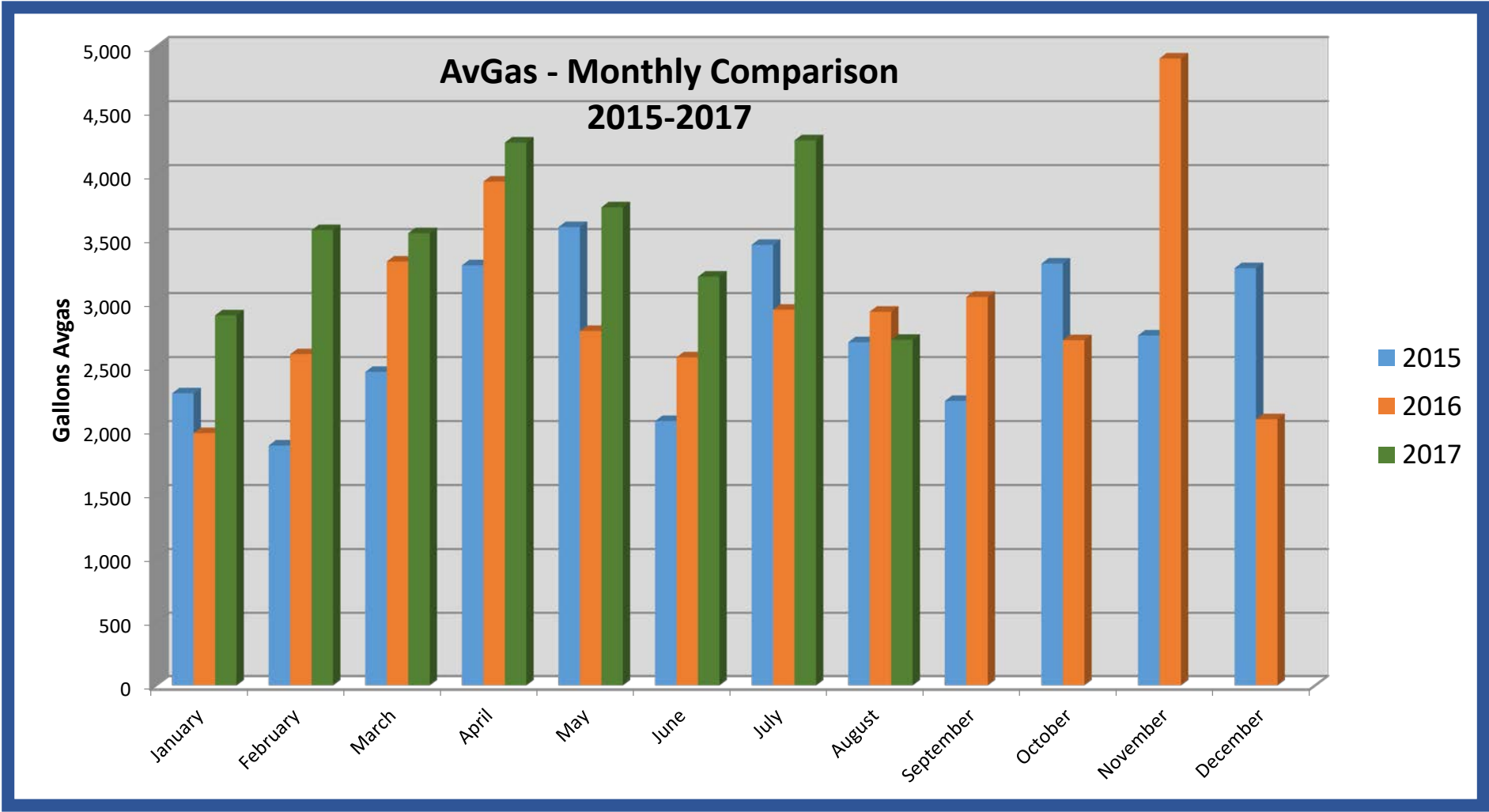
DRAFT

ARW FUEL OPS

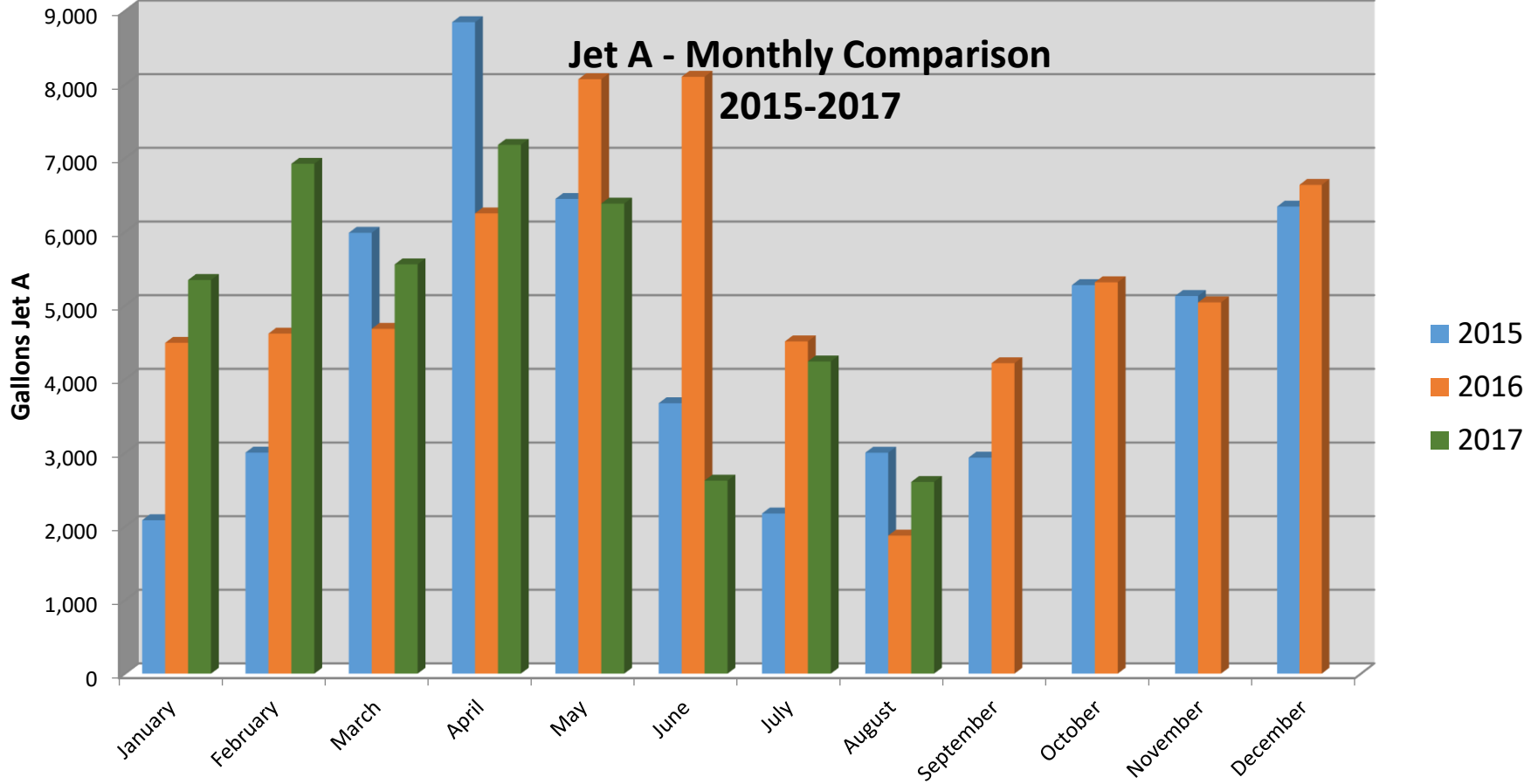
	Avgas	Jet A	Total Flow	Total Flight Ops
2017				
January	2,902	5,347	8,249	1,744
February	3,568	6,924	10,492	2,110
March	3,544	5,559	9,103	2,023
April	4,252	7,181	11,433	2,285
May	3,746	6,384	10,130	2,105
June	3,204	2,623	5,827	1,253
July	4,270	4,241	8,511	1,729
August	2,711	2,605	5,316	1,202
September			0	
October			0	
November			0	
December			0	
2017 Total	28,197	40,864	69,061	14,451

	Avgas	Jet A	Total Flow	Total Flight Ops
2016				
January	1,982	4,494	6,476	1,274
February	2,598	4,619	7,217	1,679
March	3,322	4,684	8,006	1,766
April	3,947	6,251	10,198	2,134
May	2,780	8,072	10,852	2,177
June	2,574	8,105	10,679	2,198
July	2,946	4,513	7,459	1,694
August	2,930	1,877	4,807	1,082
September	3,046	4,217	7,263	1,805
October	2,708	5,316	8,024	1,910
November	4,909	5,043	9,952	2,042
December	2,090	6,638	8,728	1,882
2016 Total	35,832	63,829	99,661	21,643

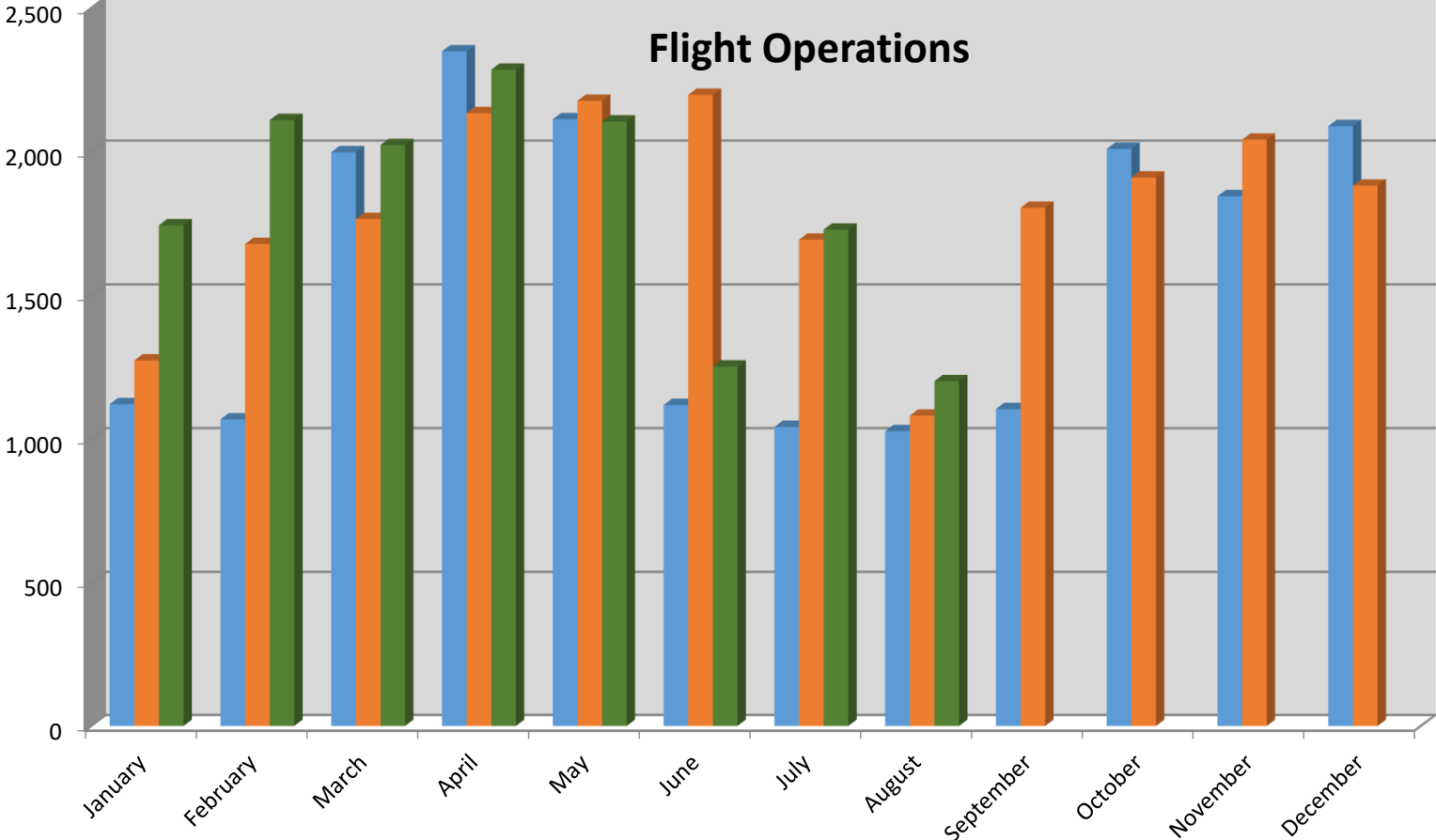
	Avgas	Jet A	Total Flow	Total Flight Ops
2015				
January	2,293	2,086	4,379	1,122
February	1,885	3,004	4,889	1,069
March	2,460	5,987	8,447	1,998
April	3,293	8,846	12,139	2,349
May	3,592	6,447	10,039	2,113
June	2,076	3,674	5,750	1,119
July	3,453	2,177	5,630	1,043
August	2,692	3,002	5,694	1,028
September	2,233	2,935	5,168	1,105
October	3,307	5,277	8,584	2,010
November	2,745	5,130	7,875	1,845
December	3,271	6,343	9,614	2,089
2015 Total	33,300	54,908	88,208	18,890



Jet A - Monthly Comparison 2015-2017

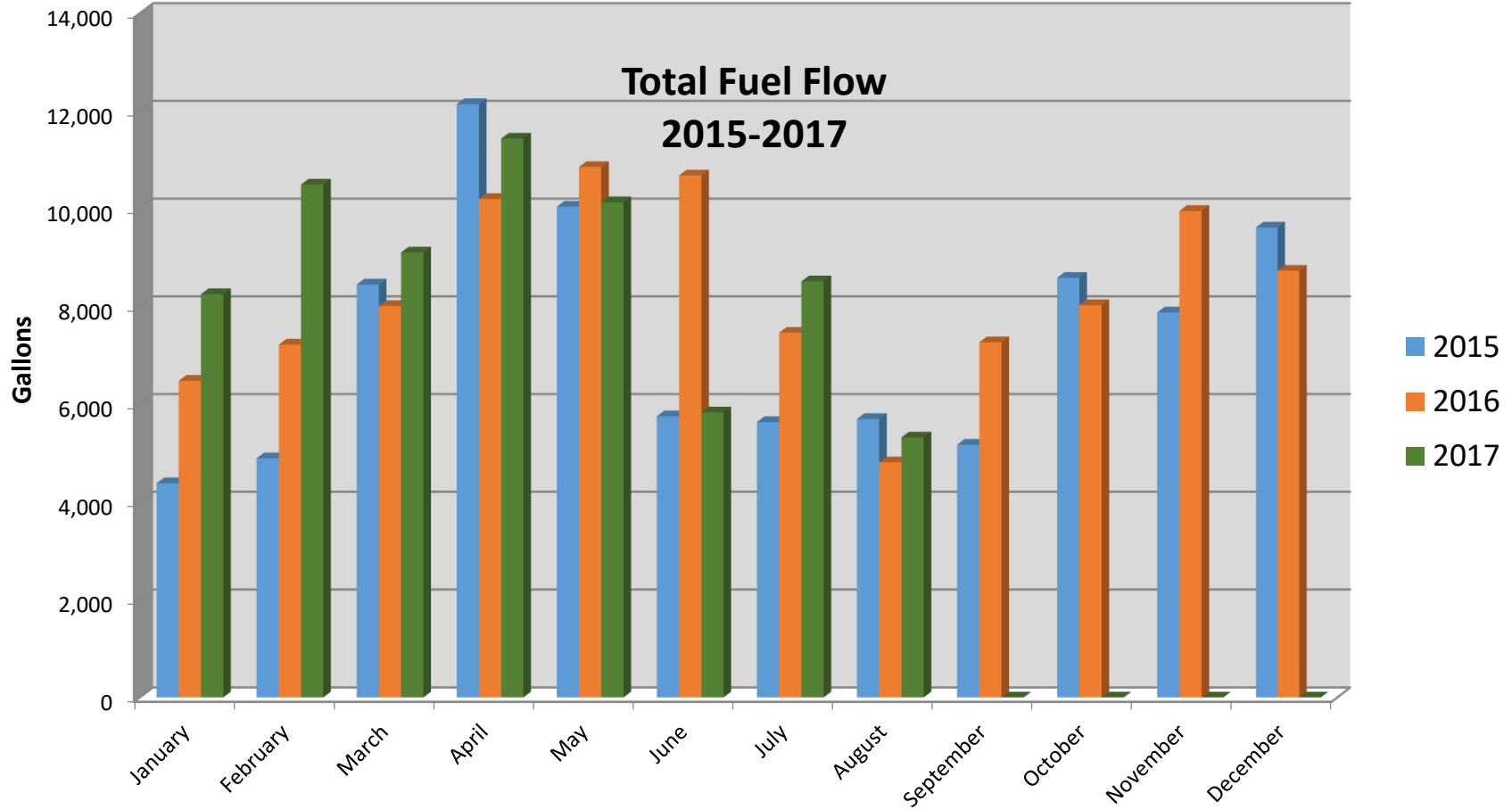


Flight Operations



- 2015
- 2016
- 2017

Total Fuel Flow 2015-2017



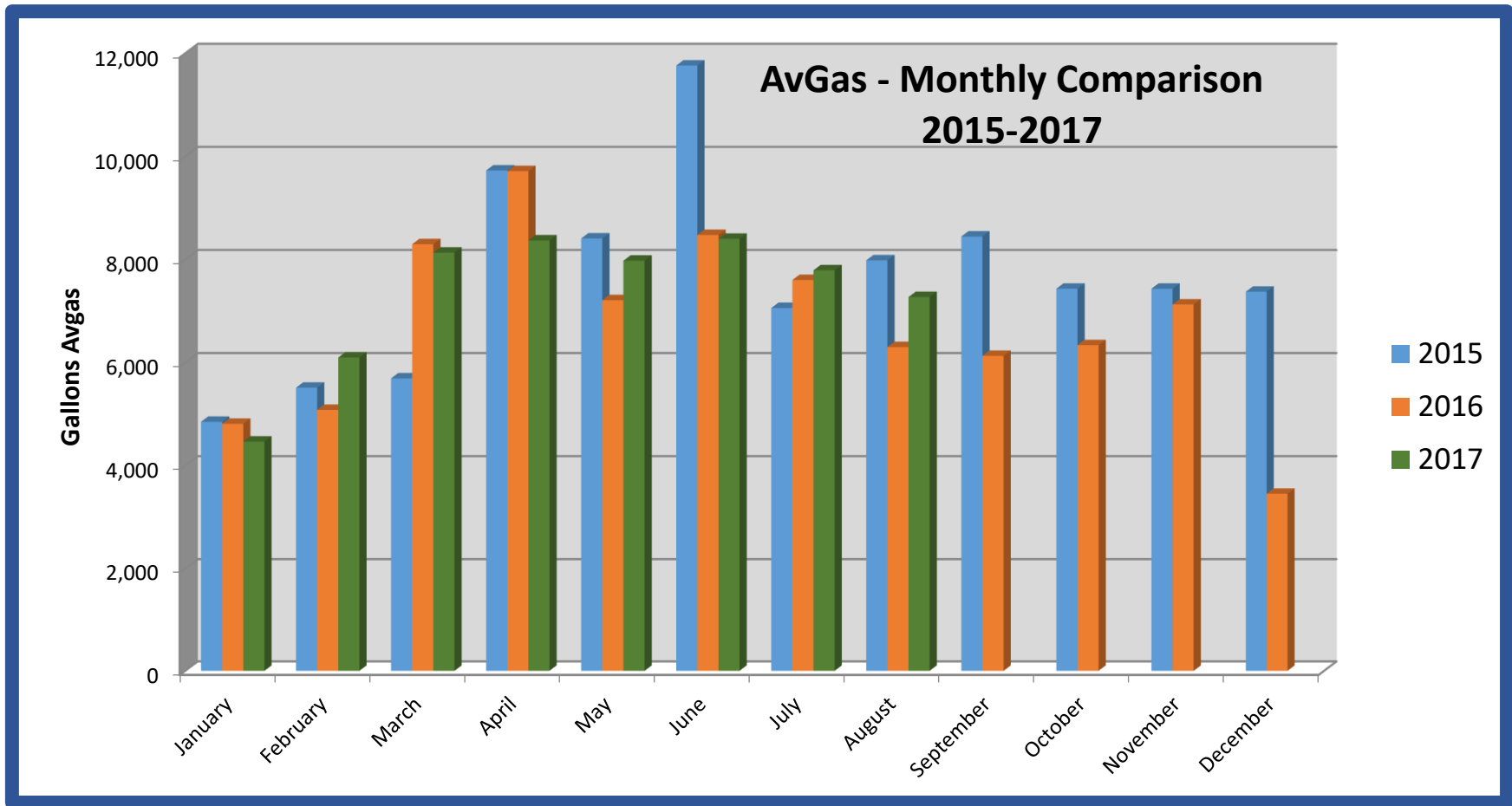
HXD FUEL OPS

	Avgas	Jet A	Total Flow
2017			
January	4,467	45,026	49,493
February	6,099	47,695	53,794
March	8,133	64,731	72,864
April	8,371	96,634	105,005
May	7,977	77,640	85,617
June	8,402	81,923	90,325
July	7,791	59,155	66,946
August	7,271	67,324	74,595
September			0
October			0
November			0
December			0
2017 Total	58,511	540,128	598,639

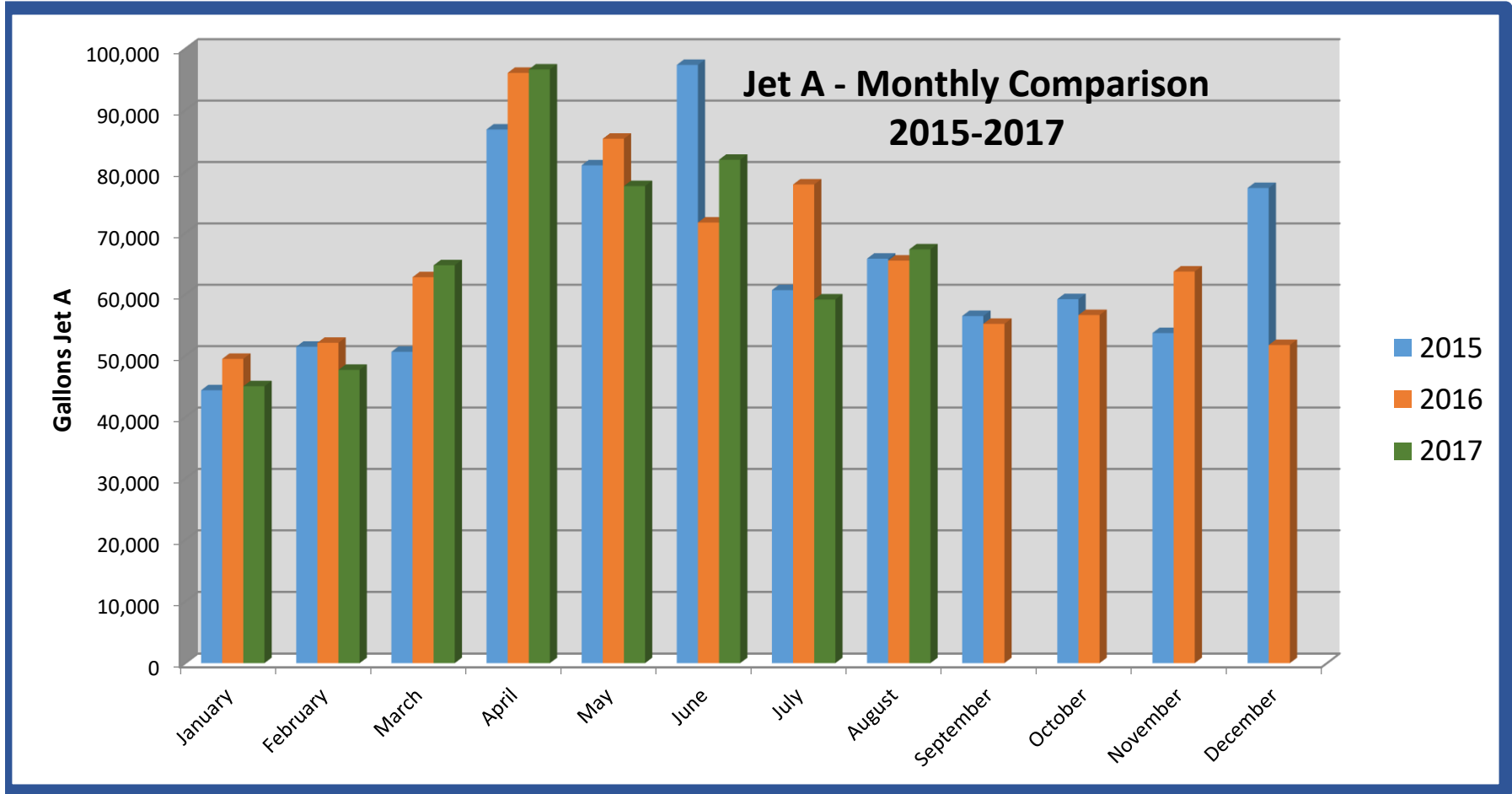
	Avgas	Jet A	Total Flow
2016			
January	4,813	49,489	54,302
February	5,082	52,104	57,186
March	8,296	62,786	71,082
April	9,714	96,077	105,791
May	7,211	85,347	92,558
June	8,476	71,700	80,176
July	7,602	77,893	85,495
August	6,301	65,499	71,800
September	6,130	55,190	61,320
October	6,338	56,624	62,962
November	7,127	63,711	70,838
December	3,455	51,740	55,195
2016 Total	80,545	788,160	868,705

	Avgas	Jet A	Total Flow
2015			
January	4,850	44,370	49,220
February	5,513	51,463	4,889
March	5,694	50,635	56,329
April	9,728	86,852	96,580
May	8,408	81,019	89,427
June	11,763	97,366	109,129
July	7,059	60,679	67,738
August	7,984	65,808	73,792
September	8,446	56,467	64,913
October	7,434	59,213	66,647
November	7,433	53,689	61,122
December	7,375	77,324	84,699
2015 Total	91,687	784,885	824,485

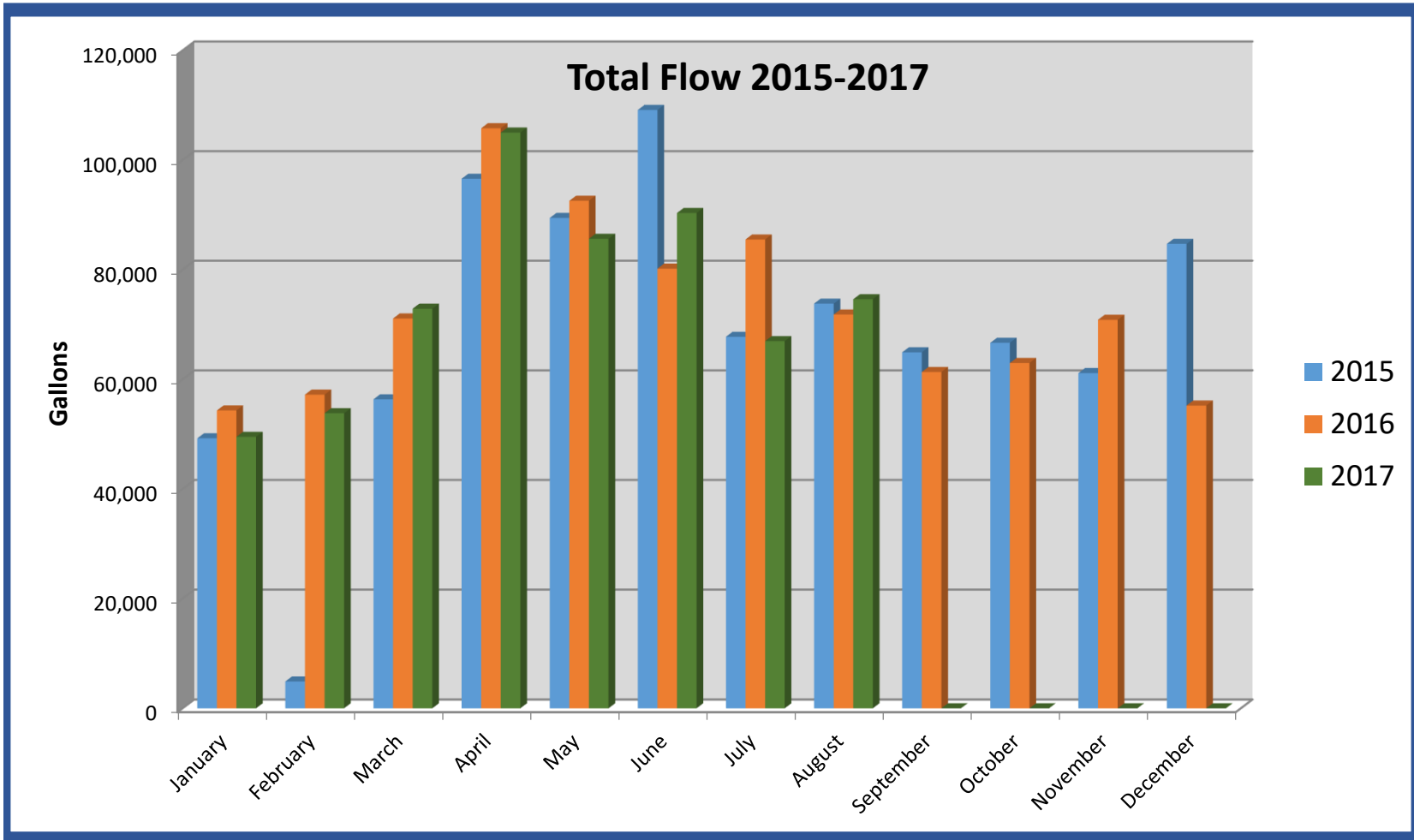
HXD OPS

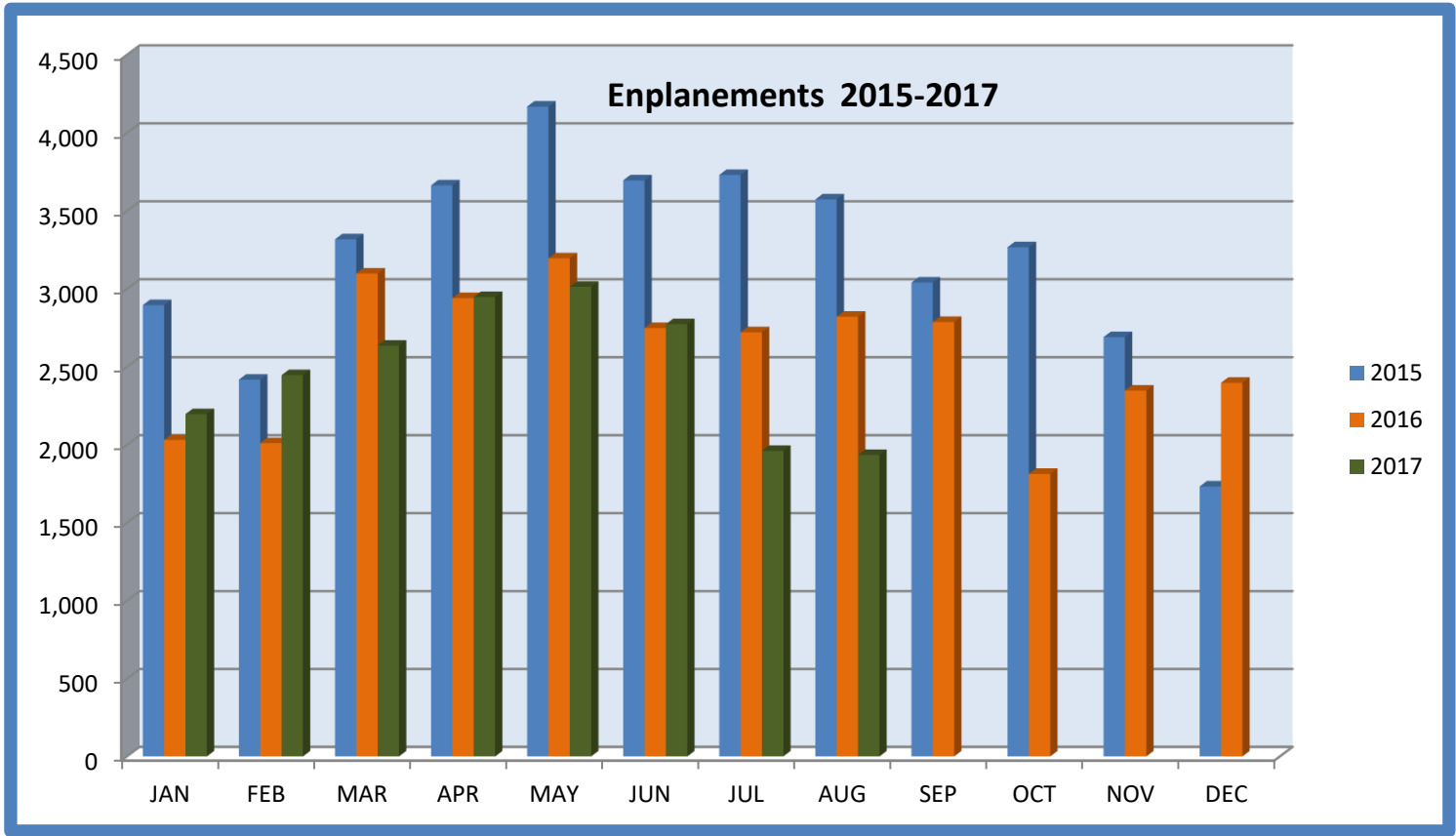


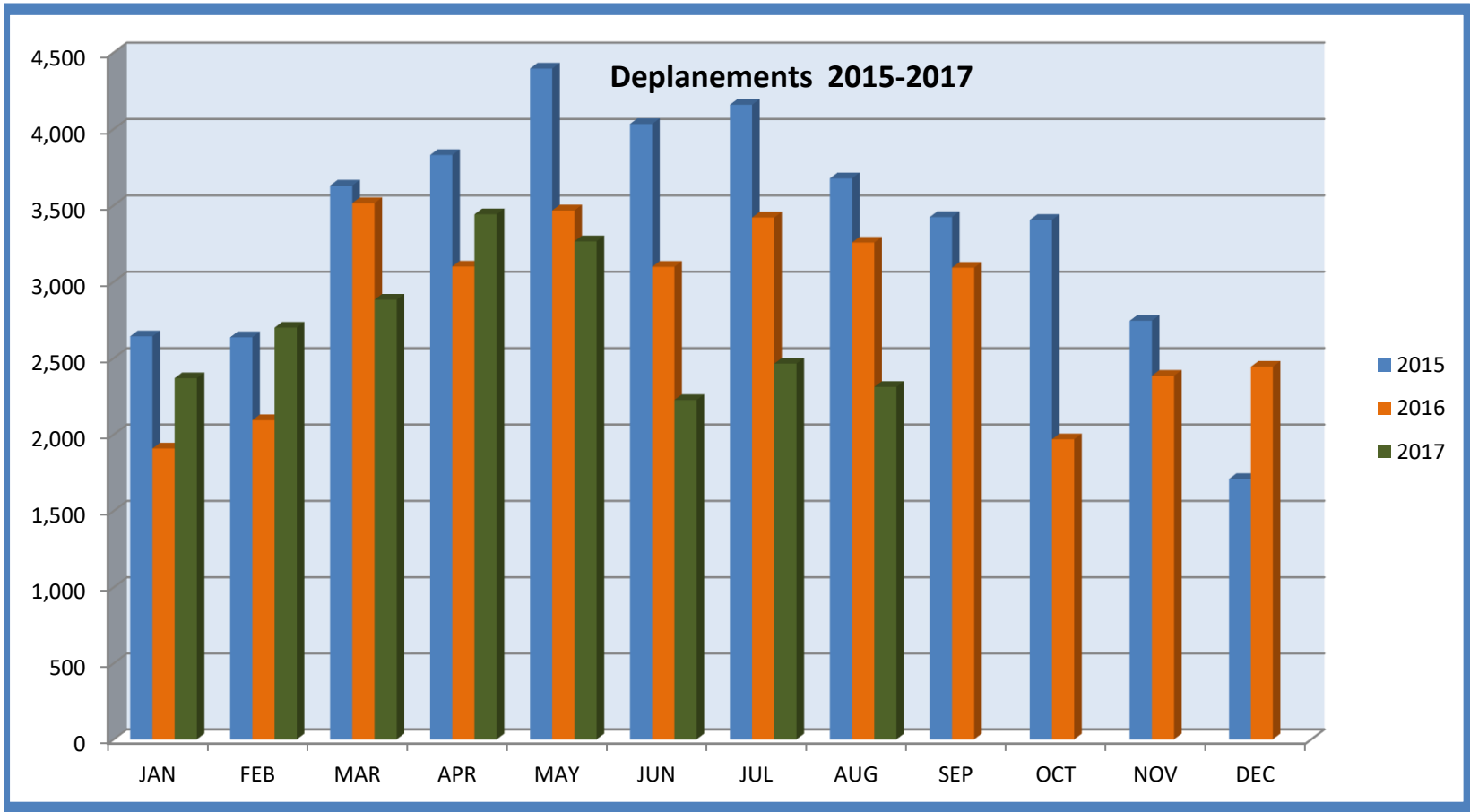
HXD OPS



HXD OPS







HXD TOWER REPORT

ITINERATE			LOCAL										YTD Total
TOWER	AIR TAXI	GA	MILITARY	LOCAL GA	LOCAL MIL	VFR	IFR	Total	After Hrs. GA	After Hrs. Comm	Total Ops	Ops	
January 2017	308	1,154	18	200	92	984	788	1,772	65	3	1,840	1,840	
February 2017	367	1,666	42	256	72	1,358	1,045	2,403	83	0	2,486	4,326	
March 2017	448	1,902	24	312	22	1,206	1,503	2,709	96	0	2,805	7,131	
April 2017	636	2,163	20	172	20	1,372	1,638	3,010	0	0	3,010	10,141	
May 2017	548	2,073	28	334	8	1,590	1,401	2,991	0	0	2,991	13,132	
June 2017	525	2,190	40	194	34	1,316	1,667	2,983	0	2	2,985	16,117	
July 2017	463	2,360	17	204	30	1,853	1,221	3,074	0	0	3,074	19,191	
August 2017	412	2,075	9	254	18	1,329	1,456	2,785	0	0	2,785	21,976	
September 2017								0			0	21,976	
October 2017								0			0	21,976	
November 2017								0			0	21,976	
December 2017								0			0	21,976	
TOTALS 2017	3,707	15,583	198	1,926	296	11,008	10,719	21,727	244	5	21,976		
ITINERATE			LOCAL										YTD Total
TOWER	AIR TAXI	GA	MILITARY	LOCAL GA	LOCAL MIL	VFR	IFR	Total	After Hrs. GA	After Hrs. Comm	Total Ops	Ops	
January 2016	386	1,367	8	206	30	1,073	924	1,997	186	5	2,188	2,188	
February 2016	393	1,490	32	316	48	1,326	953	2,279	166	0	2,445	4,633	
March 2016	711	1,856	45	214	76	1,540	1,362	2,902	113	41	3,056	7,689	
April 2016	747	1,966	30	218	14	1,402	1,573	2,975	126	44	3,145	10,834	
May 2016	569	1,883	24	299	36	1,399	1,412	2,811	126	48	2,985	13,819	
June 2016	441	1,996	31	286	42	1,607	1,189	2,796	132	22	2,950	16,769	
July 2016	490	2,317	21	330	18	1,870	1,306	3,176	22	26	3,224	19,993	
August 2016	461	1,818	18	285	52	1,485	1,149	2,634	60	31	2,725	22,718	
September 2016	424	1,526	24	184	51	1,070	1,139	2,209	54	15	2,278	24,996	
October 2016	340	1,501	17	160	12	1,042	988	2,030	46	0	2,076	27,072	
November 2016	463	1,725	21	108	37	1,112	1,242	2,354	68	3	2,425	29,497	
December 2016	337	1,100	16	119	40	750	862	1,612	190	8	1,810	31,307	
TOTALS 2016	5,762	20,545	287	2,725	456		14,099	29,775	1,289	243	31,307		
ITINERATE			LOCAL										YTD Total
TOWER	AIR TAXI	GA	MILITARY	LOCAL GA	LOCAL MIL	VFR	IFR	Total	After Hrs. GA	After Hrs. Comm	Total Ops	Ops	
January 2015	485	1,201	26	282	26	1,044	976	2,020	67	8	2,095	2,095	
February 2015	408	1,257	16	448	26	1,232	923	2,155	69	14	2,238	4,333	
March 2015	449	1,478	41	230	62	1,109	1,151	2,260	173	51	2,484	6,817	
April 2015	598	2,010	48	380	58	1,489	1,605	3,094	183	57	3,334	10,151	
May 2015	679	2,274	27	466	26	1,839	1,633	3,472	135	57	3,664	13,815	
June 2015	520	2,092	19	482	27	1,817	1,323	3,140	224	52	3,416	17,231	
July 2015	503	2,337	22	308	20	1,741	1,449	3,190	187	61	3,438	20,669	
August 2015	474	1,910	36	400	66	1,800	1,086	2,886	196	58	3,140	23,809	
September 2015	425	1,627	13	288	26	1,203	1,176	2,379	156	39	2,574	26,383	
October 2015	509	1,786	65	224	60	1,232	1,366	2,598	165	41	2,804	29,187	
November 2015	488	1,539	19	249	4	1,076	1,223	2,299	200	43	2,542	31,729	
December 2015	340	1,250	14	250	22	1,044	832	1,876	210	9	2,095	33,824	
TOTALS 2015	5,878	20,761	346	4,007	423	16,626	14,743	31,369	1,965	490	33,824		

